

Life of Christ

Volume 3

PLEASE NOTE!

The visuals for this series can be purchased from most CEF offices and online shops. For a list of CEF offices and online shops in Europe, please visit www.teachkids.eu and click on "Locations".

Original text: Katherine Hershey
Revised by Lynda Pongracz

Adapted for Europe: Jennifer Haaijer

(With additional ideas
from the original text)

Text published by: CEF® of Europe
Kilchzimmer
4438 Langenbruck
Switzerland
www.cefeurope.com



Copyright © 2000, 2011 Child Evangelism Fellowship® Inc.
All rights reserved. Used by permission. May be reproduced
for personal, nonprofit and non-commercial uses only.
Visit www.teachkids.eu for full details of permission.

Table of contents

Lesson		Page
Introduction		3
Overview		6
Lesson 1a	Jesus welcomes children	7
Lesson 1b	Jesus feeds more than 5,000	13
Lesson 2	Jesus walks on the water	19
Lesson 3	The transfiguration	29
Lesson 4	The cleansing of the leper	37
Lesson 5	The rich young ruler	47
Lesson 6	Zacchaeus meets Christ	55
“J-E-S-U-S” song		64
Basket (Carry-over activity - lesson 1)		65
Worksheet (Carry-over activity - lesson 2)		66
Wordstrips (Additional visuals - lesson 3)		67
The healed leper (Carry-over activity for preschoolers - lesson 4)		69
“You” figure (Additional visual - lesson 5)		70
Summary of steps for counselling the child who wants to come to Christ		72

Introduction

What a great privilege and responsibility it is to teach children about the Lord Jesus Christ! Their eternal destiny hinges upon a personal relationship with the One Who is presented in these lessons. “This is eternal life, that they may know You, the only true God, and Jesus Christ whom You have sent” (John 17:3). Our goal and prayer should be that children will come to trust in Christ, love and obey Him. May the Holy Spirit use your teaching of His Word to fulfil this wonderful purpose.

Teaching Bible truths

We fall short of our responsibility as teachers if we only tell children Bible stories. It is essential that children learn the truths those stories were written down to teach us, and that we then take them a step further to show what that truth means to them in their daily lives. Of course, we cannot in one lesson cover all the teaching any particular story would provide, so in each of these lessons one central truth has been chosen. The teaching of the central truth has been woven throughout the narrative, but to help you in your preparation the teaching sections have been marked “CT”. These are also marked out in the lesson plan.

You will notice that the central truths are marked with a “U” or an “S” to show the kind of children the truth is applied to - unsaved or saved. This is also made clear in the text by using phrases such as, “If you have not trusted the Lord Jesus to forgive your sin ...” or, “Christian, you ...”.

The application of the truth has been highlighted with a line beside the text. You may feel it necessary to adapt the applications to better suit the children you teach. For example, the application may use a boy’s name, yet you have only girls present. It could be that the application given is more applicable to older children, while yours are very young. Make the changes you feel are necessary. The important thing is that the Word of God is applied to their lives.

Make yourself available for counselling

When you present the Gospel message, there will be children who will respond to it independently. They may or may not at a later date tell you that they have trusted the Lord Jesus Christ as Saviour. There will, however, be others who would like some help. They may have questions to ask; they may need help or encouragement in knowing what to say.

As you teach the saved children, there may be times when they would like advice in a difficult situation; they may need clarification on how a particular lesson applies to their daily lives; they may find themselves in a situation where they do not know what the Bible says they should do; they may want to share a difficulty so that you can pray for them, especially if you are the only Christian support they have.

For these reasons it is important that the children know you are available to talk. It is also important that they know when and where to go when they want to talk to you. Finally, it is essential that unsaved children do not confuse coming to the Lord Jesus with coming to you.

In all cases you should not make yourself available at the same time as giving the Gospel invitation, so that the children never get the impression that they cannot come to Christ without coming through you, or that they are saved simply by waiting to speak to you.

An example for use with the unsaved child

“Do you really want to live for the Lord Jesus, but don’t know how to come to Him? I will be glad to explain it from the Bible; come and see me. I’ll be standing by that tree when the meeting is over. Remember, I

can't take away your sin - only the Lord Jesus can do that - but I will be glad to help you understand better how you can come to Him. Just come and sit with me under that tree."

An example for use with the saved child

"If you have trusted the Lord Jesus as your Saviour and you have never told me about it, please let me know. I'll be standing beside the piano after the meeting is finished. I would like to know if you too have trusted the Lord Jesus as your Lord and Saviour, so that I can pray for you and perhaps help you."

Memory verses

A Scripture verse to teach the children is suggested for each lesson. If you are teaching the lessons as a series over six weeks it would be advisable to choose two or three verses to teach well, which the children will then remember. If you try to teach all six, the children may not really know any of them well.

Practise using the visuals

Flashcards

It is wise to practise using the visuals before teaching the lesson to children. Become thoroughly familiar with the flashcards and know when you need to use them in the lesson.

Flannelgraph figures

Practise using the visuals and changing the scenes before you go to teach. Become thoroughly familiar with all the figures and know when you need to use them in the lesson. Scenic backgrounds can be purchased to use with these lessons. We give suggestions before each scene, but they are by no means essential. All your teaching can be done on one plain flannel.

Extra visual aids

On a piece of card print out the words of the central truth for each lesson. If you are using a flannelboard, back the card with flannel or pieces of flocked paper. (Use lower case letters, so that even the younger ones can read the words easily.) Put this card on the board at the beginning of the class or when you first teach the central truth in the lesson.

Additional helps

Along the left and right margins additional helps are provided, giving background information and optional ideas on how to add interest to your lesson.

These ideas are designed to incorporate different learning styles. For effective learning, some children need to see or write, others need to hear or speak, others need to touch or handle, and still others need active participation.

You can use these ideas in your club as time allows.

Review questions

For each lesson some review questions are given. These can be used after the lesson or the following week, before teaching the new lesson.

Review time, if conducted in an orderly way, can be an ideal opportunity to reinforce what you have taught, while still being fun for the children. You can use this time ...

- 1 to find out how much the children are understanding and remembering.
- 2 to help you as a teacher to know what you need to emphasise more so that the children will remember better.

3 to provide a time of fun in the class. The children like competition and look forward to this part of the programme. But it is more than just a game: it is a time of learning.

In this textbook only questions on the lesson are included. It would be profitable to include questions also on the songs, verse and whatever else you teach. In this way the children realise that every part of the programme is important.

Overview

Lesson	Central truth	Application	Memory verse
Jesus welcomes children and feeds more than 5,000 Mark 10:13-16 Matthew 18:1-14 John 6:1-13 Mark 6:31-44	The Lord Jesus loves children	Unsaved: Come to Him to have your sin forgiven Saved: He is willing to use your hands, lips, feet, money, your all - so give them to Him	"Let the little children come to Me, and do not forbid them; for of such is the kingdom of God" Mark 10:14
Jesus walks on the water Matthew 14:22-33 Mark 6:45-52 John 6:15-21	The Lord Jesus helps those who belong to Him when they have problems	Saved: Tell Him your problem and trust Him to help	"God is our refuge and strength, a very present help in trouble" Psalm 46:1
The transfiguration Matthew 16:13-17 Matthew 16:21-23 Matthew 17:1-8 Mark 8:27-33 Mark 9:2-8 Luke 9:28-36	Jesus is the Christ, the Son of the living God	Unsaved: Obey Him by trusting Him for salvation Saved: Pay attention to what He says above all others	"... You are the Christ, the Son of the living God" Matthew 16:16
The cleansing of the leper Matthew 8:1-4 Mark 1:40-45 Luke 5:12-14 Leviticus 13:1-46 Luke 17:11-19	The Lord Jesus Christ can make you clean from sin	Unsaved: Come to Him and be made clean	"... The blood of Jesus Christ His Son cleanses us from all sin" 1 John 1:7
The rich young ruler Matthew 19:16-26 Mark 10:17-27 Luke 18:18-27	Eternal life is a gift from God through Jesus Christ	Unsaved: Receive the gift of eternal life today	"For the wages of sin is death, but the gift of God is eternal life in Christ Jesus our Lord" Romans 6:23
Zacchaeus meets Christ Luke 19:1-10	The Lord Jesus came to look for and to save the lost	Unsaved: You will be saved when you trust Jesus Christ	"For the Son of Man has come to seek and to save that which was lost" Luke 19:10

Lesson 1a

Jesus welcomes children

Scripture for teachers

Mark 10:13-16

Matthew 18:1-14

We suggest that you teach this lesson in two parts, either in one programme or in two successive weeks. To make it easier to use, we have divided it in two - lesson 1a and lesson 1b.

Central truth

The Lord Jesus loves children

Application

Unsaved: Come to Him to have your sin forgiven

Saved: He is willing to use your hands, lips, feet, money, your all - so give them to Him

Memory verse

“Let the little children come to Me, and do not forbid them; for of such is the kingdom of God”

Mark 10:14

Visual aids

◆ Flashcards: 1-1, 1-2 and 1-3

Or

◆ Figures: 1, 2, 3, 4, 5, 6 and 7

◆ Backgrounds (optional): Outdoor scene

Lesson outline

Introduction

Sarah and the princess

Progression of events

1 The disciples argue about greatness

2 Jesus calls a child

3 Jesus teaches about children CTU

4 The crowds listen to Jesus

5 The children come

6 The disciples try to stop them

7 Jesus intervenes

Climax

“Let the children come” CTU

Conclusion

Jesus lifts them and blesses them CTU

Preschool
memory verse
Teach Matthew 17:5
throughout this series.
(See page 9 for teaching
instructions.)

Help the children locate
the verse using its
“address” (reference).
First they need to find
the town (Mark), then
the street (10), then the
house on that street (14).

Preschool
repetition

Clap rhythm

Say the verse to the beat
of a clap rhythm: pat lap,
clap hands together, pat,
clap, pat, etc - one beat
per word.

Teaching the memory verse

Memory verse

“Let the little children come to Me, and do not forbid them; for of such is the kingdom of God” Mark 10:14

Introduction

Have you ever wanted to talk to an adult about something, but he was too busy to listen to you? Sometimes adults think what they are doing is more important than paying attention to you, but listen to what Jesus said.

Presentation

Show your Bible, explaining that it is the Word of God. Read the verse from your Bible and describe how you found it. Have the children read the verse with you from the verse visual.

Explanation

Let the little children come to Me - Jesus wanted the adults to let the children come to Him, and not try to keep them away.

for of such is the kingdom of God - Children who believe in Jesus as their Saviour will be part of God’s kingdom in Heaven.

Application

Unsaved: If you have not yet believed in the Lord Jesus to forgive your sin, He wants you to come to Him because He loves you. Then you will be ready to live in Heaven with Him someday. Listen carefully during the lesson to find out how to believe in Jesus.

Saved: If you have already believed in Jesus, He still wants you to come to Him. He wants to show you how you can help meet the needs of others.

Repetition

“Clap a word”

Repeat the verse twice, then have a child stand behind the visualised verse with his back to the class. Choose another child to point to a word on the visual. Lead the children in reciting the verse, but when you get to the chosen word, clap instead of saying it. The child behind the visual then tries to guess the word. Choose two different children and repeat as time allows.

Teaching the preschool memory verse

Memory verse

“... This is My beloved Son, in whom I am well pleased. Hear Him!” Matthew 17:5

Introduction

When is your Mum, Dad or teacher pleased or happy with you?

Allow children to share ideas.

Jesus’ Father, God, was pleased with Him too. Listen to what our verse says.

Presentation

Show your Bible, explaining that it is the Word of God. Read the verse from your Bible and describe how you found it. Have the children read the verse with you from the verse visual.

Explanation

This is My beloved Son, in whom I am well pleased - God is talking from Heaven about His only Son, Jesus, whom He loves very much. Jesus obeys His Father completely, doing everything God wants Him to do. God is very pleased with what Jesus has done.

Hear Him - He is telling the people to listen, not only to hear with their ears but to believe and obey Jesus.

Application

Unsaved: Have you believed on the Lord Jesus Christ, the Son of God, as your Saviour? He died on the cross, taking the punishment you deserve for the wrong things you think, say and do. Then He came back to life. You can believe on the Lord Jesus today and be forgiven. Listen closely during our lesson to find out more.

Saved: If you already have Jesus as your Saviour, you can know what God wants you to do. You need to listen to what He tells you in the Bible and do it. In that way you will be obeying Him.

Preschool repetition

“Colour stand-ups”

Ask all who are wearing a certain colour to stand and say the verse. Repeat using different colours until each child has had several opportunities to recite the verse.

Lesson

★ Introduction: Sarah and the princess.

Sarah was awake early. This was the day the Princess (*adapt to your own situation*) would visit her town. She and her parents planned to be there early in order to have a good view.

After breakfast they walked to the town centre, already there were many people on the streets. But Sarah and her Mum and Dad managed to get a place at the edge of the pavement. They waited and waited.

At long last the big gleaming car appeared. A great cheer went up as the Princess waved to the crowds. To everyone's surprise the car stopped and the Princess got out. She shook hands with some people and stopped to talk with an old lady quite near to Sarah. Sarah waved excitedly! The Princess moved on slowly, then she reached out and shook Sarah's waving hand.

"What is your name?" she asked.

"Sarah Parker," Sarah replied, almost too shy to speak.

"I wish I had pretty curls like yours." Then she moved on.

Sarah's face was beaming. The Princess had talked to her! She thought a Princess would talk only to important adults, not an eight year-old girl.

Would it surprise you to hear that the most important Person Who has ever lived here in the world is interested in you, whether you are four, five, six, seven, eight, nine, ten, eleven or twelve years old? This was something His friends found very difficult to understand. When they thought of important people they didn't think of children. They thought of themselves!

Scene 1

Optional background: Outdoor scene. Place Jesus (1) and disciples (2 and 3).

★ Progression of events: The disciples argue about greatness.

One day they were having an argument about which of them was the greatest. They decided to ask their Master to settle the matter. Would He say it was Peter, or John, or ...?

★ Progression of events: Jesus calls a child.

Add crowd (4).

The Lord Jesus did a surprising thing.

"Come," He called to a child.

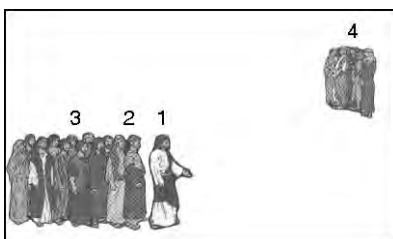
The little one came and stood beside them.

★ Progression of events: Jesus teaches about children.

"You must change and become like a little child," He told the disciples.

CTU

Then He went on to tell them some very important things about children - about **you!**



He said that children could believe in Him, they could really know Him as their Saviour. I am glad He said that for sometimes people say, "You are too young." But the Lord Jesus wants you to believe now and not wait until you are grown-up.

He said it would be very, very wrong for anyone who made it difficult for a child to trust Him and live for Him. Sometimes grown-ups laugh at boys and girls who say they are Christians. Sometimes they even help Christian boys and girls to sin. This is very wrong. The Lord Jesus told the disciples that God His Father did not want even one child to be punished forever for his sins.

The disciples listened carefully. I hope they remembered that the Lord Jesus loves children. Will you remember that too? Will you come to Him to have all your sins forgiven? If you do, He will welcome you and you will be just as glad as these children who came to Him long ago. Perhaps you really want to come to Him, but you are not sure how. Please come and talk with me when the club is over. I will be standing (*designate place*). I will be glad to show you from the Bible how you may come to Him. Do remember that the Lord Jesus loves children. Would the disciples remember?

Soon afterwards the test came ...

Scene 2

Place adults and children (5).

★ **Progression of events: The crowds listen to Jesus.**

It was one of those busy days when people crowded around the Lord, asking Him questions. The Lord Jesus had been answering some very important questions. Sometimes He answered them from the Old Testament part of the Bible. Sometimes He answered them with His own words, also the Word of God.

★ **Progression of events: The children come.**

The grown-up talk was suddenly interrupted by children's voices. The disciples looked and saw them coming, running, skipping and jumping. Some grown-ups were carrying babies.

"Surely they are not coming to Jesus," they thought. "We have been talking about such important matters. They must not interrupt."

Perhaps they even spoke to one another about it. "We musn't allow these children to bother Him. These people should know better. He has had such a busy day, He won't want to see children."

The disciples quickly decided to do something about it.

★ **Progression of events: The disciples try to stop them.**


Move disciples (2) in front of Jesus (1).

"No! No!" they said sternly as they stepped out to keep the children away. "Stop right here, you must not bother Jesus."


Preschool song: Sing
"1, 2, 3, Jesus loves me".

Preschool song: Sing
"J-E-S-U-S", verse 1
(page 64).

Flashcard 1-1




The disciples seemed to view children as unimportant and not worth Jesus' time and attention - a view still held by many today. But Jesus was about to teach them how greatly He values children!



Children would enjoy role-playing this scene. Print the words for them to say on cards, or just have them silently act out the scene as you tell it.


Flashcard 1-2



The word translated “displeased” (Mark 10:14) in this passage literally means “become angry”. It is one of four

CTU instances recorded in the Gospels where Jesus showed anger. Jesus was indignant at the disciples’ attitude toward the children. (Alan D. George, Don’t Forget the Children. Radio Bible Class, Grand Rapids, Michigan, 1984, p.5.)

Flashcard 1-3



CTU

“Go away, Jesus is too busy,” another may have said. “He hasn’t time to be bothered with children.”

“Take your babies away. You must go now.”

How disappointed the children and those who had brought them were as they turned away sadly.

Remove Jesus (1). Move disciples (2) to the rest of the disciples (3).

Scene 3

Place Jesus (6).

★ **Progression of events:** Jesus intervenes.

Quickly the Lord Jesus stepped out from the crowd. His eyes flashed. He spoke sharply to the disciples.

★ **Climax:** “Let the children come.”

“Let the children come to Me,” Jesus demanded. “Do not turn them away. The Kingdom of Heaven is for those who come to Me, as they have come. Whoever does not receive the Kingdom of God as a little child receives it shall not enter it” (from Mark 10:14-15).

The Lord Jesus loves children, they are very, very important to Him. He wants you to come to Him. Of course, you cannot run to Him as these children did. You come to Him by asking Him to forgive your sin and take charge of your life. He wants you to come, for He loves children very much. Indeed, when He died on the cross, He was dying for boys and girls as well as for grown-ups.

Scene 4

Replace Jesus (6) with Jesus and children (7).

★ **Conclusion:** Jesus lifts them and blesses them.

The disciples stood back. They watched as the Lord Jesus reached out toward the little ones. He picked them up in His loving arms. Others crowded around Him. Mothers may have held out their babies close for Him to touch. The Bible says that He put His hands on them and blessed them (Mark 10:16). Don’t you wish you could have been there? What a welcome! Those children could see that Jesus, the Son of God, loved them. The disciples didn’t think they mattered, but the Lord Jesus did.

You, too, can know you are special to Him if you come to Him and trust Him as your Saviour. He says, “Let the children come to Me.” Will you come to Him now?

Tell Him, “Dear Lord Jesus, I am coming to You now. Thank You for dying for children too, for me. Please forgive me and be my Saviour”.

Remove all figures.

Lesson 1b

Jesus feeds more than 5,000

Scripture for teachers

John 6:1-13

Mark 6:31-44

We suggest that you teach this lesson in two parts, either in one programme or in two successive weeks. To make it easier to use, we have divided it in two - lesson 1a and lesson 1b.

Central truth

The Lord Jesus loves children

Application

Unsaved: Come to Him to have your sin forgiven

Saved: He is willing to use your hands, lips, feet, money, your all - so give them to Him

Memory verse

“Let the little children come to Me, and do not forbid them; for of such is the kingdom of God”
Mark 10:14

Visual aids

- ◆ Flashcards: 1-1, 1-4, 1-5 and 1-6

Or

- ◆ Figures: 2, 3, 4, 5, 8, 9, 10, 11 and 12
- ◆ Backgrounds (optional): Outdoor scene

And

- ◆ Pictures of people, glue and a large sheet of paper

Carry-over activity

- ◆ Photocopy the basket, loaves and fish onto card (see page 65) - one for each child. The baskets may be made after club or at home

Or

- ◆ Whiteboard or large sheet or paper and marker

Lesson outline

Introduction

A huge crowd follows Jesus

Progression of events

- 1 The Lord Jesus and disciples sail across the lake
- 2 Crowds meet them
- 3 The Lord Jesus teaches
- 4 Disciples - “Send them away”
- 5 The Lord Jesus - “Feed them” CTS
- 6 Andrew brings boy with lunch CTS

Climax

- 7 The Lord Jesus takes lunch and gives thanks
- 8 There is enough for more than 5,000 people CTS

Conclusion

The Lord Jesus - “Gather up the leftovers”
CTS


Lesson

Have many pictures of people and allow the children to glue these to a large piece of paper, thus creating a big crowd. (You may omit this if your group is too big to make it workable.)

Flashcard 1-1

Preschoolers would enjoy pretending to row the boat.

See Luke 9:11-17 for a comparative account.



Flashcard 1-4

Preschoolers can pretend to be very hungry.

Show the children a piece of pitta bread to help them picture the flat type of bread the boy probably had.

Have preschoolers hold up five fingers, then two.

CTS

★ **Introduction: A huge crowd follows Jesus.**

There was a huge crowd like this following the Lord Jesus.

★ **Progression of events: The Lord Jesus and disciples sail across the lake.**

The disciples had hoped that by sailing across the lake with Him they would get away from all the people. But when they reached the other side of the lake the crowd was already there!

★ **Progression of events: Crowds meet them and the Lord Jesus teaches.**

Hundreds and hundreds, even thousands of people were waiting. The Lord Jesus was not impatient or angry. He healed the sick and taught the people for a long time.

Scene 1

Optional background: Outdoor scene. Place disciples (2 and 3), crowd (4 and 5) and Jesus (8).

The disciples became tired and waited for the day to end. Still the Lord Jesus was teaching.

★ **Progression of events: Disciples - "Send them away."**

Finally they came to Him. "This is a deserted place and it is late. Send the crowd away, so they can go into the villages and buy something to eat," they said.

The disciples were surprised at Jesus' answer.

★ **Progression of events: The Lord Jesus - "Feed them."**

"They do not need to go away. You give them something to eat." How like the Lord Jesus! He loved the people. The Bible says He felt concerned for them because "they were like sheep not having a shepherd" (Mark 6:34).

The disciple Philip quickly counted up how much money it would take to feed that crowd.

"We can't do it," he said. "There is not enough money so that all could have just a little."

It seemed as if their Master was asking them to do the impossible!

Still very puzzled they asked the Lord, "Shall we go and buy food?" It would take a lot of money to buy food for this large crowd.

"How much bread do you have?" He asked them. "Go and see."

Then Andrew spoke up. "There is a boy here. He has five barley loaves and two little fish. But that is nothing for a crowd like this."

To the disciples, a boy with his lunch did not seem of much use. Perhaps as a Christian boy or girl you feel you cannot be of much use to the Lord. It may be that someone has even told you that you cannot

preach, or that you do not have much money to give to missionaries. Would the Lord want to use you? Would He want to use this boy with his lunch?

Immediately He was interested. "Bring them to Me," He said.

★ **Progression of events: Andrew brings boy with lunch.**

Perhaps Andrew wondered, as he walked to the boy, whether he would be willing to give his lunch. He probably wondered too what the Lord would do with that little bit of food.

He may have said, "The Lord would like to have your lunch."

Very likely the boy was hungry. What would he do? I'm sure he thought about it for a moment. Then he went with Andrew and gave his lunch to the Lord Jesus.

Scene 2

Place boy (9) and lunch (10).

The Lord Jesus wanted that boy's lunch. He wanted to use it. It is exciting to think that He wants to use you, if you love Him. Perhaps you are thinking, "What can I give Him?" When you give part of your pocket money to help missionaries, you give Him your money. When you use your hands to help at home and in that way show you love Him, you give Him your hands. When you tell someone else that you are a Christian, or invite someone to a club, you give Him your lips. It may seem very little, but He loves children and wants to use you, if you belong to Him. He was going to use this boy's lunch. But whatever could He do with it?

★ **Climax: The Lord Jesus takes lunch and gives thanks.**

As the Son of God took that little lunch into His hands He thanked God the Father. Then the Lord Jesus Christ turned to His disciples. "Tell the people to sit down, in groups of fifty and one hundred," He said.

Remove crowd (4 and 5) and boy (9).

Scene 3


Place crowd (11 and 12).

★ **Climax: There is enough for more than 5,000 people.**

As the crowd divided into groups of fifty, they sat down on the grass. That way it was not hard to count them. Over 5,000 men and also women and children sat on that grassy place near the lake. Such a crowd - sitting, waiting, watching.

What they saw next was a most amazing thing. The Lord Jesus took the boy's lunch and without any fuss broke the rolls and put them into a basket. He filled one basket after another. He did the same with the fish. As He placed the fish in the basket there was still more, and more and more. The amazed disciples were very busy carrying the food to the

Preschoolers can pretend to offer their lunch to Jesus.



Flashcard 1-5

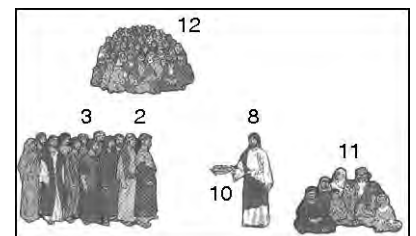
CTS

Show card with application for the saved child - "He is willing to use your hands, lips, feet, money, your all - so give them to Him".

For preschoolers use examples such as sharing a toy with another child or comforting someone who is sad.

Flashcard 1-6

Preschoolers would enjoy saying a prayer of thanksgiving.



people. How could the Lord Jesus do it? It was not by some magical power, but by God's power, for He is God.

Remove lunch (10).

Can't you see the boy standing there watching? His eyes must have got bigger and bigger. How wonderful it was to be part of a miracle like that! As he munched the bread and fish he must have been so, so glad he gave his lunch to the Lord Jesus.

CTS

Christian boy and girl, you too will be glad if you give your money, your hands, your feet, and your lips - your whole self - to the Lord Jesus. He can take what seems very little to do big, big things. He is God the Son, He loves you and He can use you in surprising ways. It may be that your Mum or Dad, or a friend will one day become a Christian because you showed them what a difference the Lord Jesus made in your life. There are some places where there is a church with perhaps 200 people there. How did these churches start? As a children's club! Boys and girls came to know the Lord and their parents saw what a change it made. They wanted to know more and in a few years there was a church. The Lord Jesus can do great things with boys and girls who love Him. He did a miracle with the boy's lunch!

★ **Conclusion: The Lord Jesus - "Gather up the leftovers."**

After everyone had enjoyed the food the Lord Jesus said, "Gather up the leftovers."

Leftovers? How could there be leftovers? But there were. The disciples brought back twelve baskets full.

The crowd was excited, so were the disciples. But would they remember how the Lord Jesus was willing to use a child? This is something you must never forget. If you belong to the Lord Jesus, won't you thank Him for wanting to use you? Won't you give your hands, feet, lips, money - all of you - to Him? He loves you and He will use you.

Remove all figures.

Review questions (for lessons 1a and 1b)

- 1 In our lesson the disciples of the Lord Jesus made a big mistake. What was it? (They tried to keep the children from the Lord Jesus.)
- 2 Why do you think the disciples wanted the children to stay away? (They did not think children were important to Him.)
- 3 How did Jesus feel when they did this? (He was angry.)
- 4 What did He say? ("Let the little children come to Me, and do not forbid them; for of such is the kingdom of God" Mark 10:14.)
- 5 Why is it important for boys and girls to come to the Lord Jesus today? (Because they have sinned and need His forgiveness.)
- 6 How can boys and girls come to the Lord Jesus today? (By believing He died for them and trusting Him as their Saviour.)

Emphasise to the children how God proved His love for them by sending His Son to die and take their punishment.

Have preschoolers count to twelve.

You may want to provide small fish-shaped crackers and bits of pitta

CTS

bread in wicker baskets and have some children distribute them to the others. For some children, learning is enhanced through the sense of taste. Make the point that, though these baskets eventually run out of food, the baskets the disciples held did not.

Review game

Pick your points

Write points on the bottom end of craft sticks or strips of card stock.

Hold them in your hand so the points are concealed.

Divide the class into two teams and ask questions,

- 7 What did the disciples argue about? (Who was the greatest.)
- 8 What did the Lord Jesus tell them about children? (They could believe on Him. God did not wish any to perish.)
- 9 Who gave the Lord Jesus the food He used to feed more than 5,000 people? (A boy.)
- 10 How much food had he for his lunch? (Five loaves and two fish.)
- 11 Why could the Lord Jesus feed so many people with so little food? (He is God.)
- 12 What can Christian boys and girls give Him? (Hands, feet, lips, money.)

Preschool review questions

- 1 What was in the boy's lunch? (Five loaves and two fish.)
- 2 What did he do with his lunch? (He brought it to Jesus.)
- 3 What did Jesus do with the lunch? (He gave thanks to our Heavenly Father, broke it and gave it to the disciples to give to the people.)
- 4 What is the best thing Jesus can give you? (Eternal life. Briefly review Gospel.)

Carry-over activity

Basket

Photocopy the basket, loaves and fish onto card (page 65) - one for each child. The basket may be made up after club or at home.

Cut out the basket and fold along the lines as marked, to make up like a small box. Glue on the handle.

You may want to use small fish-shaped crackers and pieces of pitta bread, rather than the pictures of bread and fish.

Carry-over activity

Fives and twos

Tell the children, "The boy in our lesson had only **five** loaves of bread and **two** fish, but he willingly gave them to Jesus. If you have believed on the Lord Jesus as your Saviour, you also have some "fives" and "twos" you could give to the Lord! You have two hands with five fingers each, two eyes, two ears, two lips, two feet with five toes each. Let's think about what Jesus could do with these fives and twos if you let Him use them."

Divide the children into small groups and assign each group one of the fives and twos mentioned. (If your class is too small to divide, this activity may be done together as one group.)

alternating between the teams.

When a child answers a question correctly, he may draw a stick or card out of your hand, scoring those points for his team.

The team earning the most points wins.

Preschool review game

Go fishing

Cut out several construction paper fish and write an activity on the back of each (eg touch your toes).

Attach a piece of yarn to each fish then drape the pieces of yarn over a flannelboard so the fish are concealed behind it.

When a child answers a question, he may choose a piece of yarn and have the teacher read the activity on the fish. The class then does the activity as a group.

Repeat, using these questions several times or additional questions of your own.

Have the groups brainstorm ways they could use them to help meet the needs of others (eg two lips could read to a younger child; two hands with five fingers could play a piano solo in church).

You may want to draw a simple outline of a person on a whiteboard or large sheet of paper and draw each body part as it is discussed.

Lesson 2

Jesus walks on the water

Scripture for teachers

Matthew 14:22-33

Mark 6:45-52

John 6:15-21

Central truth

The Lord Jesus helps those who belong to Him when they have problems

Application

Unsaved: In this lesson the teaching is for the Christian child. It would be good in an earlier part of the programme to include something for the unsaved.

You could read aloud to the children one of the CEF® Gospel tracts and then give one to every child to take home. Children's tracts are available from your CEF National Office. If you need an address, contact the European Headquarters (address at the front of this book).

Alternatively you could use the Gospel presentation on page 21.

Saved: Tell Him your problem and trust Him to help

Memory verse

"God is our refuge and strength, a very present help in trouble" Psalm 46:1

Visual aids

- ◆ Flashcards: 2-1, 2-2, 2-4, 2-5 and 2-6

Or

- ◆ Figures: 13, 14, 15, 16, 17 and 18
- ◆ Backgrounds (optional): Calm sea scene and stormy sea scene. (A plain piece of blue flannel may serve as a calm sea.)

Carry-over activity

- ◆ Photocopy the worksheet (page 66) for each child

Lesson outline

Introduction

Everyone is excited

Progression of events

- 1 The Lord sends the disciples across the lake
- 2 The disciples reluctantly obey CTS
- 3 Jesus goes up the mountain to pray CTS
- 4 A storm blows up CTS
- 5 The disciples see a figure
- 6 The disciples are terrified
- 7 The Lord - "It is I" CTS
- 8 Peter goes to the Lord
- 9 Peter begins to sink and cries for help

Climax

The Lord saves Peter CTS

Conclusion

The disciples worship Him CTS

Preschool
memory verse
Review Matthew 17:5.

Preschool
repetition

Popcorn

Beginning with the reference, say part of the verse then stop and sit down. The children and your helper then “pop up” and continue the verse until you pop up, at which point they stop and sit down. When you stop and sit down, they pop up again to continue with the verse.

Another way to play the game is to divide your class into two teams and have them alternate with each other.

Repeat the verse several times now or at another point in the class hour.

Teaching the memory verse

Memory verse

“God is our refuge and strength, a very present help in trouble”
Psalm 46:1

Introduction

Have you ever gone somewhere that made you feel safe?

Let the children share activities.

We all want to feel safe, especially when something makes us afraid. Today’s Bible verse tells about a place of safety you can always go to.

Presentation

Show your Bible, explaining that it is the Word of God. Read the verse from your Bible and describe how you found it. Have the children read the verse with you from the verse visual.

Explanation

God is our refuge and strength - If you have believed on Jesus as your Saviour, God is your place of safety. You can go to Him no matter what is happening. He will give you strength to go through hard times.

a very present help in trouble - God is with you no matter what happens. He is there even in times of trouble.

Application

Unsaved: If you have never believed on Jesus as your Saviour, your biggest problem is sin (things you think, say or do that break God’s laws). Jesus died to take the punishment for your sin then came back to life three days later. If you believe on Jesus as your Saviour, your sin will be forgiven and your biggest problem will be solved.

Saved: If you have believed on Jesus as your Saviour, you can trust Him to help you when you have a problem. Tell Him about the problem through prayer, then trust Him to help.

Repetition

“Guess who”

Read the verse with the children, beginning and ending with the reference. Then choose a child to come to the front and turn his back to the class. Say the verse with the class, beginning with the reference, then point to another child, who says the reference at the end in a disguised voice. The child at the front tries to guess who said the last reference. Repeat several times.

Gospel presentation

Gift box

Show gift box.

All of us love to receive gifts. Let's see who this gift is for!

Read tag.

This gift is for you from God! Have you ever tried to figure out what's in a box by shaking it? Would one of you like to come and shake the box to see if you can guess what's inside?

Let a child try to guess.

I think the only way to know for sure is to unwrap the gift.

Have the child unwrap and open the box. Hold up cross and tomb (36).

Wow! This is a very special gift God gave many years ago. God is the Creator of the world and everything in it, including you and me. God created you special so that you could know and love Him.

But you were born with a "want to" to have your own way. God calls that sin. The Bible says, "For all have sinned" (Romans 3:23). You do things every day that are sinful - like thinking mean thoughts about people, saying bad words or fighting. Your sin separates you from God because He is holy (clean from all sin). God says sin must be punished and the punishment is separation from God forever in a terrible place. The Bible says, "The wages [payment] of sin is death [separation from God]" (Romans 6:23).

But God loved you so much. He made a way for you to be saved from your sin. He sent His own Son, the Lord Jesus, to live on Earth. Jesus lived a life like you and me but He never did, said or thought anything sinful. One day God allowed wicked men to put Jesus to death on a cross.

Point out cross on visual.

Jesus bled and died, not for sinful things He had done, but for your sin and mine. He took the punishment you and I deserved. After Jesus died He was buried, then three days later He came alive again.

Point out tomb on visual.

Later He returned to Heaven, where He lives today.

The Bible says, "The gift of God is eternal life in Christ Jesus our Lord" (Romans 6:23). God's gift to you is life forever with Him. But you need to receive that gift. You must admit to God that you are a sinner. You need to believe (trust completely) that Jesus is God the Son, Who died and came alive again for you. God's Word says, "Believe on the Lord Jesus Christ, and you will be saved" (Acts 16:31). When you believe on Him, He will forgive your sin and change you on the inside. If you've never received God's gift of eternal life by believing on the Lord Jesus, you'll hear more about it later.

Before class place the cross and tomb visual (flannelgraph visual number 36) in a box.

Gift wrap the box using colourful paper and ribbon, then attach a tag that says "To: You - From: God."

Lesson

★ **Introduction:** Everyone is excited.

Everyone was excited.

“Of course, we must make Him king,” one said to another.

“We must do it now.”

“I’ve never seen anything like this. This man is the Messiah.”

Can you remember from last week’s lesson, what very wonderful thing the Lord Jesus did?

Allow the children to answer.

Yes, He fed more than 5,000 people with a boy’s lunch. Now everyone wanted Him to be King!

The disciples too were excited. They wondered was this the time for the Lord Jesus to become King?

★ **Progression of events:** The Lord sends the disciples across the lake.

Immediately the Lord Jesus took charge. He knew that this was not what God, His Father, wanted.

“Get into that boat,” He said to the disciples, “and go to the other side of the lake.”

★ **Progression of events:** The disciples reluctantly obey.

They did not want to do that. They wanted to be there if the crowd was going to make Him King. But He insisted and they obeyed, even though they were disappointed.

CTS

Those who have trusted Jesus Christ as Saviour do have disappointments. Perhaps your family was planning a special holiday but your Dad lost his job and the holiday had to be cancelled. You are so disappointed. Or, did your Dad promise to take you to a football match? When he went to buy tickets they were all sold out. Yes, you love the Lord Jesus but that didn’t stop you being upset. Being a Christian does not mean that this sort of thing will not happen to you. One thing is sure, Jesus Christ knows all about your disappointment. He knew how the disciples were feeling too.

Scene 1

Optional background: Calm sea scene. Place boat (13) and moon and stars (14 and 15).

★ **Progression of events:** Jesus goes up the mountain to pray.

They didn’t really want to leave all the excitement (Matthew 14:22). As the boat moved away from the shore they could see the Lord Jesus sending all the people back to their homes and then going up the mountain to pray.

I am sure the disciples talked over all that had happened.

“Why wouldn’t the Master allow the people to make Him King?” they would have asked one another.

Flashcard 2-1

Preschoolers can pretend to get into the boat and row.

Ask the preschoolers what they think Jesus prayed about. Share in a brief time of prayer.

“He is the Messiah, the One God promised to send.”

“Yes, He has every right to be King.”

“That would be the end of the Roman rule here.”

They were disappointed and rather puzzled, and Jesus wasn't even there to answer their questions.

At that moment the Lord Jesus was doing something very important. What was it? Yes, He was praying. The Bible does not tell us what He prayed about, but I am sure He was praying for the disciples. He wanted them to understand what kind of King He would be. If they understood that, they would not be disappointed any more.

If you love the Lord Jesus, remember He cares when you are sad or disappointed. He knows when you have big problems. He prays to God for you too. We read in the Bible “... He always lives to make intercession for them” (Hebrews 7:25). To “make intercession” means to pray for someone. The Lord Jesus speaks to God His Father for you, if you belong to Him. He knows what you need in that time of disappointment. We can be sure that God will answer the prayers of His own dear Son. When you are sad, upset or disappointed, remind yourself that the Lord Jesus is praying for you, just as He prayed for the disciples.

Remove all figures.

★ **Progression of events: A storm blows up.**

They continued to row across the lake under the night sky. The soft breeze became stronger, and suddenly it was a wind, whipping the water into waves. Higher and higher they rose. Harder and harder the wind blew.

Scene 2

Optional background: Stormy sea scene. Place boat (16) and moon and stars (14 and 15).

The men rowed the boat with all their might. They made no progress. Can you imagine them shouting to each other as they tried to keep the boat from sinking.

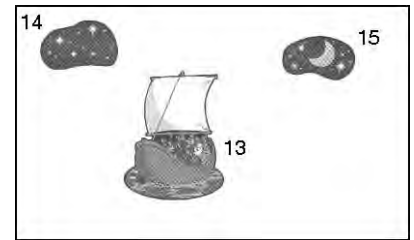
“Andrew, I'm tired of rowing. You take over for a while!”

“Philip, help on this side. My arms are sore.”

“Matthew, grab that bucket and start bailing.”

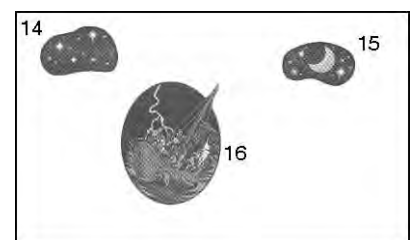
“Will the storm ever end?”

They forgot their disappointment. Now they had a far bigger problem. Sometimes those who belong to the Lord Jesus have very big problems. It may be a big brother who is in trouble with the police, or Dad who has left home and no longer lives there, or a bully who gives you a rough time at school. Have you a big problem, just as the disciples had? They didn't know what to do.



CTS

Flashcard 2-2



Children would enjoy acting out this part of the story. Preschoolers can pretend to row hard against the waves and bail water out of the boat.

CTS

See Matthew 8:23-27 and Luke 8:22-25.

“If only the Master was with us,” they must have wished. They remembered being caught in a storm before. But He was with them and had commanded the storm to go away. But now He was not with them. He could do nothing to help. Or could He? They didn’t know it, but He was doing something! As they battled with the storm, He prayed for them on the hillside.

CTS

You, who love the Lord Jesus, remember as you have that big problem, He speaks to God His Father about you. He knows just what to ask God for. He knows what is best for you. Remember, Jesus prays for you. I don’t think the disciples even thought of that in the middle of the storm.

It was two hours past midnight. They couldn’t see land. They stared into the blackness, seeing many heaving waves ... and something else.

Scene 3

Place Jesus (17).

★ **Progression of events: The disciples see a figure.**

Or was it someone else ... coming their way! Terrified, the disciples grabbed one another, pointing into the darkness. They trembled. Every eye was focused on that moving figure. Rising and falling with the waves it came closer and closer.

★ **Progression of events: The disciples are terrified.**

Then someone whispered, “A ghost!” The word went from one to the other, “A ghost!”

They were more afraid of that than of the storm. Perhaps they even screamed with fear as the figure came closer to their boat.

★ **Progression of events: The Lord - “It is I.”**

Then, a voice called, “Have courage. Don’t be afraid! It is I.”

The disciples could hardly believe what they heard.

“The Lord!” they exclaimed to one another. “It’s the Lord.”

Then they saw clearly - He was walking on the stormy water! That wasn’t something difficult for Him. As God’s only Son He had made the water. He cared about His disciples, and had come to help them in their danger.

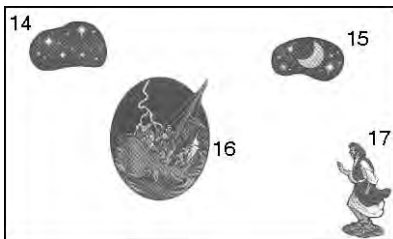
CTS

Christian boy or girl, He cares about you and that big problem you have. It is not too big for Him. “... With God all things are possible” (Mark 10:27).

A Christian girl’s parents split up. She was very upset and asked the Lord for help. She kept praying that her Mum and Dad would come together again. After a long time, they did and they had a happy home again. The Lord helped her with her problem.

Another Christian girl had the same problem. She too asked the Lord for help. She too prayed that her parents would live together again.

Flashcard 2-4



Have preschoolers pretend to be afraid.

Preschool song: Sing “1, 2, 3, Jesus loves me”.

Show card with application for the saved child: “Tell Him your problem and trust Him to help”.

But, they never did. However, the Lord helped that girl to be cheerful and helpful to her Mum. After some time, she and her Mum did have good times together. The Lord helped her too. He helps in different ways - but He always helps. And He was going to help the disciples too. He continued walking on the waves towards their boat.

Peter called out, "Lord if it's really You, tell me to come to You on the water."

The Lord Jesus said just one word, "Come."

Scene 4

Place Peter (18).

★ **Progression of events: Peter goes to the Lord.**

Peter got out of the boat and started walking. The other disciples held their breath. The wind was still blowing. The waves were still dashing, but Peter was walking on the water! It was the Lord Jesus, God's Son, who was giving him the ability to do it. Peter looked towards the Lord and walked on.

★ **Progression of events: Peter begins to sink and cries for help.**

Then he glanced down. He thought about the storm - "What waves! What a gale!" He became afraid and started to sink. He was in far worse trouble than before. Down, down he went.

Remove Peter (18).

"Lord, save me!" he cried quickly.

★ **Climax: The Lord saves Peter.**

Immediately the Lord Jesus reached out His hand and grabbed Peter.

Place Peter (18) again.

"You have so little faith. Why did you doubt?" He asked.

Peter knew that the Lord Jesus had power to help whatever the problem, and that He loved him. Hadn't He reached out His hand to save him? Whatever your problem, Christian boy and girl, the Lord Jesus can help in many ways. He wants to, for He cares for you - just as He cared for Peter.

Together they climbed into the boat ... and the storm was over.

Remove all figures.

Scene 5

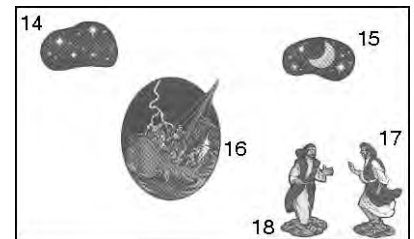
Optional background: Calm sea scene. Place boat (13) and moon and stars (14 and 15).

★ **Conclusion: The disciples worship Him.**

There were no more tossing waves. Everything was calm and still, and all at once they were at the shore! The disciples were amazed. All they could do was kneel before the Lord Jesus and say, "You are indeed God's Son."

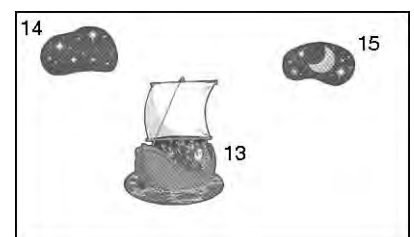
Flashcard 2-5

Preschoolers can pretend to walk on the water like Peter.



Flashcard 2-6

CTS



CTS

It would be good to give Christian children the opportunity to testify of how the Lord has helped them with a disappointment or problem.

Review game

Mystery phrase

On a whiteboard or large piece of paper draw a line for each letter of the phrase "Trust in Jesus."

Divide the class into two teams and ask questions, alternating between the teams.

When a child answers a question correctly, he may guess a letter he thinks is in the mystery phrase. If the letter guessed is correct, write it in the appropriate blank(s). If incorrect, write it off to the side.

To keep the game from ending too quickly, have the first two children who think they know the phrase whisper it to you.

Each child who answers correctly earns an extra 1,000 points for his team and the game continues until all questions are asked or the mystery phrase is revealed.

Preschool review game

Pick a cloud

Cut out twelve white clouds. On three of the clouds draw a sad face, on three draw a happy

Yes, only the Son of God has power like that - to walk on the water, to give Peter the ability to walk on water, to save Peter's life, to calm the storm. And He did it all just for them. What love!

If you belong to Him, He cares just as much for you. He will help you with that problem. Talk to Him about it. He will help you not to be upset and worried all the time. He can solve the biggest problem for He is God!

Remove all figures.

Review questions

Finish the statement.

Quote statement to the underlined words, letting children complete that part.

- 1 The crowd wanted to make the Lord Jesus King because He had fed them with five loaves and two fish.
- 2 The disciples were disappointed because they wanted to see the crowd making Him King.
- 3 The Lord Jesus went to a mountain because He wanted to pray.
- 4 When Christians have problems or disappointments they can be sure that the Lord Jesus is praying for them.
- 5 The disciples became afraid because there was a storm.
- 6 The Lord Jesus not only prayed for them, He also came to help them.
- 7 The disciples became even more afraid because they thought they saw a ghost.
- 8 The Lord Jesus said to them, "Have courage. Don't be afraid. It is I."
- 9 Peter could walk on the water because the Lord Jesus gave him the ability to do so.
- 10 Peter began to sink when he looked at the waves.
- 11 Peter cried out, "Lord, save me!"
- 12 The Lord Jesus reached out His hand and grabbed Peter.
- 13 You can bring Him your biggest problems because none is too big for Him.
- 14 The Lord Jesus will help you, if you belong to Him, because He loves you.

Preschool review questions

- 1 What was Jesus doing when the big storm came? (He was up a mountain, praying.)
- 2 How did the disciples feel? (Afraid.)
- 3 What did Jesus do about the storm? (He made it stop.)

- 4 When you have a problem that makes you afraid, what should you do? (Talk to Jesus about it and trust Him.)

Carry-over activity

Complete the sentences

Photocopy the worksheet (page 66) for each child.

face, on three draw two happy faces and leave three blank. Lay the clouds on a flat surface.

Prepare a jar or box of stickers or other small prizes.

When a child answers a question, he may draw a cloud. If the cloud has a sad face, he doesn't earn a prize. If it is blank, he may draw again. If it has a smiley face, he earns one prize; if two smiley faces, he earns two prizes.

Use preschool questions from lessons 1-2 and continue as interest and time allow.

Lesson 3

The transfiguration

Scripture for teachers

Matthew 16:13-17,21-23

Matthew 17:1-8

Mark 8:27-33

Mark 9:2-8

Luke 9:28-36

Central truth

Jesus is the Christ, the Son of the living God

Application

Unsaved: Obey Him by trusting Him for salvation

Saved: Pay attention to what He says above all others

Memory verse

“... You are the Christ, the Son of the living God”

Matthew 16:16

Visual aids

- ◆ Flashcards: 3-1, 3-2, 3-3, 3-4, 3-5 and 3-6

Or

- ◆ Figures: 2, 3, 8, 19, 20, 21, 22, 23, 24 and 25
- ◆ Cut out the shape of a cloud and back with flocking material
- ◆ Backgrounds (optional): Outdoor scene and mountaintop scene

And

- ◆ Wordstrips - “His miracles”, “His teaching”, “His death”, “His resurrection”, “His glory” and “Voice of God” (pages 67-68)

Lesson outline

Introduction

“Glen says his father is a millionaire”

Progression of events

- 1 The Lord Jesus - “Who do men say I am?”
- 2 The disciples reply
- 3 Jesus - “Who do you say I am?”
- 4 Peter - “You are the Christ ...” CT
- 5 The Lord foretells His death
- 6 Peter rebukes Him CT
- 7 The Lord takes Peter, James and John up mountain
- 8 The Lord is transfigured CT
- 9 The disciples waken to see Him, Moses and Elijah
- 10 Cloud arrives

Climax

God - “This is my beloved Son ...”

CTU, CTS

Conclusion

The cloud and glory disappear, and the Lord touches disciples telling them not to fear

CTS, CTU

Lesson

★ **Introduction:** “Glen says his father is a millionaire.”

“Glen says his father is a millionaire,” said Martin to his friend Michael. “Wouldn’t it be something if we had a millionaire’s son in our class.”

“I don’t think his Dad is a millionaire. Glen likes to talk big,” retorted Michael.

“No - it’s not just talk. I think he’s rich.”

“But how do you know? I don’t believe things like that without proof,” persisted Michael.

Yes, it is important to have proof when someone claims to have special powers, to be very important, or very, very rich. It is even more important to have proof when someone is said to be the Son of God. Today in our lesson we are going to be detectives. We are looking for evidence that Jesus is the Christ, the Son of the living God.

Place the words of the central truth “Jesus is the Christ, the Son of the living God” on flannelboard.

Scene 1

Optional background: Outdoor scene. Place disciples (2 and 3) and Jesus (8).

★ **Progression of events:** The Lord Jesus - “Who do men say I am?”

The Lord Jesus asked the disciples a question. “Who do men (or people) say that I am?”

★ **Progression of events:** The disciples reply.

“Some say You are John the Baptist,” they answered.

(John the Baptist had been killed by the wicked King Herod. Afterwards when Herod heard about the Lord Jesus he said, “This is John the Baptist; he is risen from the dead” Matthew 14:1-2.)

“Some say You are Elijah,” another answered. “Or Jeremiah, or some other prophet of long ago come to life again,” the disciples continued.

★ **Progression of events:** Jesus - “Who do you say I am?”


“But what about you?” He asked. “Who do you say that I am?”

★ **Progression of events:** Peter - “You are the Christ ...”

Peter spoke up quickly. “You are the Christ, the Son of the living God.” Peter’s answer meant that Jesus Christ was the Messiah, God’s promised Saviour. Peter was saying that the Lord Jesus was greater than John the Baptist, or any prophet who had ever lived - He was really God!

What a claim - to say that their Master was God’s Son! Was there any evidence? We detectives must get to work. Was there anything the disciples had seen or heard which was evidence that Jesus was the Son of God?

Flashcard 3-1



CT

In calling Jesus the Christ, Peter was acknowledging Him as the Messiah - the promised Saviour. The title, Son of the living God, affirmed His deity.

This is a time for class discussion. Encourage the children to think of the previous two lessons. Lead the children to the conclusion that the Lord Jesus' miracles showed that He is God's Son. Also, show that His teaching was different. No-one had ever heard teaching like this. As they listened they came to believe that these were the words of God.

So we have evidence. Let's make a note of it.

Place wordstrips "His miracles" and "His teaching" to one side of the flannelboard.

But evidence on its own was not enough to convince them or make them understand. The Lord Jesus explained that to Peter.

"My Father in Heaven gave you that answer. You could not have known that by yourself."

Then He gave the disciples a strange command. "Don't tell anyone this," He said.

Probably the Lord Jesus knew that some of the people would try to make Him King. But that was not His Father's plan. First He must die.

★ **Progression of events: The Lord foretells His death.**

That was something He tried to explain to His disciples. "I am going to Jerusalem," He said. "The leaders of the Jewish people will put me through much suffering. Finally, I will be killed, and I will be raised to life again on the third day."

The disciples didn't understand and just could not believe that such a thing could happen to God's Son. It was impossible.

★ **Progression of events: Peter rebukes Him.**

Peter took Him aside. "Lord," he said, "this shall never be! Nothing like this must ever happen to You."

The Lord spoke sharply to him, "Get behind Me, Satan," He said, but He looked at Peter when He said it. "You are thinking man's way, not God's way, Peter."

Now, we detectives have to do some hard thinking. Peter had said Jesus was **the Christ**. Every Jew knew that was the name of the One God had promised. In the Old Testament there were many things written about the Messiah. One thing God had said was that the Messiah would die. These Old Testament words were written hundreds of years earlier. "But He was wounded for our transgressions, He was bruised for our iniquities ... the Lord has laid on Him the iniquity of us all" (Isaiah 53:5-6). The Messiah would die for the sin of people like you and me. So if Jesus were truly "the Christ", He would die. Did He? Yes, He died on the cross and was punished by God for our sin. So that is more evidence.

Place wordstrip "His death".

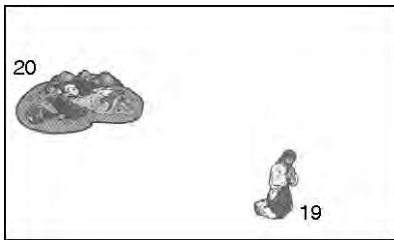
The disciples were still very puzzled. They didn't understand at all when He told them He would rise from the dead. After it happened

The children should be very much involved with you as you look for evidence to support the central truth.

CT

Preschoolers can pretend to climb the mountain, then look around at the view.

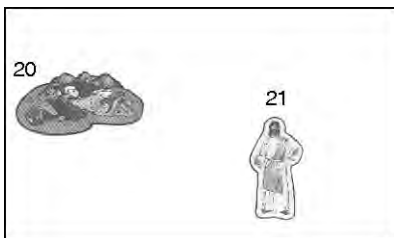
Flashcard 3-2



See Luke 9:28-36 for a comparative account.

Preschoolers could pretend to sleep.

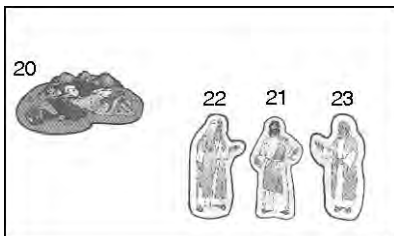
Flashcard 3-3



“Transfigured” (Matthew 17:2 and Mark 8:2) literally means changed in form. Jesus’ divine glory was being revealed.

Preschoolers can pretend to wake up, rub their eyes and be surprised.

Flashcard 3-4



CT

If time allows, let children briefly recall some of the key events from Moses’ and Elijah’s lives, such as Moses leading the Israelites through the

they understood. They knew that His resurrection was proof that He is God’s Son.

Place wordstrip “His resurrection”.

Remove all figures.

★ **Progression of events: The Lord takes Peter, James and John up mountain.**

Six days after the Lord Jesus had told them these things that were so hard to understand, He asked Peter, James and John to go with Him up a high mountain.

Scene 2

Optional background: Mountain-top scene. Place Jesus (19) and disciples (20).

The Lord Jesus wanted to spend time speaking to His Father. So He moved away from the disciples to pray alone. The three disciples were tired and fell asleep. As they slept, and as the Lord Jesus prayed, something strange and wonderful happened.

Scene 3

Replace Jesus (19) with figure 21.

★ **Progression of events: The Lord is transfigured.**

As the Lord Jesus prayed, He was changed and His face began to shine.

The Bible says that His face shone like the sun and His clothes were as bright as a flash of lightning (from Matthew 17:2). It was as if the glory He had had forever with His Father in Heaven could no longer be hidden. That is more evidence isn’t it?

Place wordstrip “His glory”.

★ **Progression of events: The disciples waken to see Him, Moses and Elijah.**

But Peter, James and John were missing it. But they woke up, just in time. How amazed they must have been as they blinked their eyes to look at their Master. There He was, in His heavenly brightness!

Scene 4

Place Moses (22) and Elijah (23).

Suddenly two men were with Him. They were shining with splendour for they had stepped right out of Heaven. It was Moses and Elijah.

Moses had died perhaps 1,400 years before, and Elijah had gone to Heaven without dying about 800 years before. Moses was the man to whom God had given the Ten Commandments. Jesus Christ was the only One Who kept them perfectly. Elijah was a prophet and all the prophets looked forward to the coming of the Messiah. He had come - Moses and Elijah knew they were talking to Him.

They talked together about His death. The death of the Lord Jesus had been planned even before the world began. We have learned that it was written in the Old Testament. Moses and Elijah knew that. They knew

also that the One with Whom they spoke was the Promised Christ. His death is indeed proof of that.

Point to "His death" wordstrip.

Scene 5

Replace disciples (20) with figure 24. Place disciples (2).

The disciples looked and listened in amazement.

Peter couldn't keep quiet. He called out to the Lord Jesus. "Lord, it's wonderful for us to be here. Shall we put up three tents? One for You, one for Moses and one for Elijah?"

He said that because he didn't know what else to say.

Cover Jesus (21), Moses (22) and Elijah (23) with cloud.

★ **Progression of events: Cloud arrives.**

Immediately a bright cloud came over them, and a voice spoke from the cloud.

★ **Climax: God - "This is my beloved Son ..."**

"This is My beloved Son, with Him I am well pleased. Listen to Him" (from Matthew 17:5).

It was the voice of God the Father. What wonderful evidence.

Place wordstrip "Voice of God".

The three disciples never forgot it. God was making it clear Who Jesus Christ was. He was reminding Peter, James and John that they must obey the Lord Jesus Christ. He must have first place. He must be above all others in their lives.

We have gathered a lot of evidence that Jesus is the Christ, the Son of the living God! What difference should it make in your life? God gave the answer when He spoke from the cloud - "Listen to Him." God says that to everyone in the club today.

If you have never trusted Jesus Christ as Saviour, you begin to listen and obey by turning from your sin, depending on Him to save you, and then begin to live a life of obedience.

If you are a Christian, you find out what way the Lord Jesus wants you to live when you get to know what the Bible says. Even when you have to choose between following what the Lord Jesus says and others say, you obey Him. Why? Because He is the Son of God! That is what God the Father said from the cloud.

Scene 6

Replace disciples (2 and 24) with figure 25.


The disciples were so afraid when they heard the voice that they fell with their faces to the ground and didn't move.

★ **Conclusion: The cloud and glory disappear, and the Lord touches disciples telling them not to fear.**


Red Sea or Elijah praying down fire from Heaven on Mount Carmel.

Flashcard 3-5

Help children see that Jesus is God. Unsaved children especially need to understand God's character as the Holy One and Creator, Who loves them.



To these Jewish disciples the cloud represented God's presence as in the time of Moses.




CTU

CTS

Show card with application for the saved child - "Pay attention to what He says above all others".

Peter referred to this event when he preached Christ after the resurrection. See 2 Peter 1:16-18.

Flashcard 3-6



CTS

The Lord Jesus came and touched them. "Get up," He said gently. "Don't be afraid."

Remove all figures.

Scene 7

Place Jesus (8) and disciples (2 and 24).

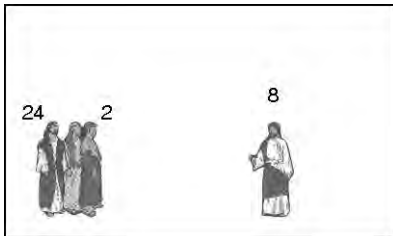
When the disciples looked around only Jesus was there and the brightness had gone.

Look at all the evidence we have collected! When you find evidence like that you must do something about it. If you have already trusted Jesus Christ as your Saviour, obey Him wherever you are. Others may try to get you to do things that would displease Him, always obey Him. Pay attention to Him above any other. How serious it is to disobey such a great One as the Son of God.

CTU

If you refuse to trust Him as your Saviour you are disobeying Him. Don't do that, trust Him as your Saviour today and begin a life of obedience to Him.

Remove all figures.



Review questions

Review game

Give or take

Cut out eight squares from card stock or construction paper and write points on each.

On two index cards write the word "give" and on two others write the word "take". Place the squares in a bag or envelope and hold the "give" and "take" cards in your hand with the words facing you.

Divide the class into two teams and ask questions, alternating between the teams.

The first child to raise his hand and correctly answer draws a square. The child can then choose one of the four cards from your hand.

If a "take" card is chosen, his team gets to keep the

- 1 "Who do people say I am?" the Lord Jesus asked His disciples. Give the names of some of the persons they mentioned. (John the Baptist, Elijah, Jeremiah.)
- 2 Which disciple answered the question, "Who do you say that I am?" (Peter.)
- 3 What was his answer? ("You are the Christ, the Son of the living God.")
- 4 What evidence had the disciples seen which showed them that this is true? (His miracles and His teaching.)
- 5 How did Jesus say Peter knew this? ("My Father in Heaven gave you the answer. You could not have known it by yourself.")
- 6 What very important thing did the Lord Jesus begin to tell the disciples about after this? (That He was going to die and rise from the dead the third day.)
- 7 How is the Lord Jesus' death evidence that He is the Christ? (In the Old Testament it was written that the Messiah would die.)
- 8 Who did the Lord Jesus take with Him to the mountaintop to pray? (Peter, James and John.)
- 9 Why did these disciples nearly miss some very exciting thing that happened on that mountain? (They were asleep.)
- 10 What was the shining brightness that shone from the Lord Jesus? (His glory.)
- 11 What other evidence was there that Jesus is God's Son? (The voice

of God saying, "This is my beloved Son.")

- 12 Because Jesus is God's Son, what should we do? (Listen and pay attention to Him.)

Preschool review questions

- 1 Who is Jesus? (The Christ, the Son of the living God.)
- 2 How was Jesus changed when He was up on the mountain? (His face shone like the sun; His clothes became bright white.)
- 3 When God spoke from the cloud, what did He say? ("This is My beloved Son, with Him I am well pleased. Listen to Him" - from Matthew 17:5.)
- 4 Who do you say Jesus is? (Let children answer and then ask if they can say, "He is my Saviour.")

Carry-over activity

Sword drill

Divide the class into two teams. Make sure each team has several Bibles.

Call out the following references, one at a time, and see who can find the verse first. (If the children you teach are unfamiliar with how to locate verses in the Bible, talk them through how to find each one.)

The child who finds the verse first stands, reads it out loud, then tells how he can be an obedient "doer" of that verse.

- ◆ 1 John 1:9
- ◆ 1 Thessalonians 5:18
- ◆ Psalm 105:1
- ◆ James 4:7
- ◆ Isaiah 26:3
- ◆ Ephesians 4:32
- ◆ Proverbs 3:5-6
- ◆ Matthew 5:44

points. If a "give" card is chosen, his team gives the points to the other team.

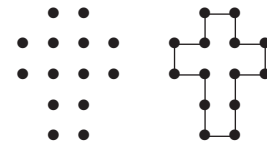
Return the square to the bag, mix up the "give" and "take" cards and ask the next question.

The team with the most points after all questions have been answered wins.

Preschool review game

Connect the dots

On a whiteboard or large sheet of paper create a grid of dots forming the outline of a cross as indicated below.



When a child answers a question, connect two of the dots.

Use preschool questions from lessons 1-3 and continue until the cross is drawn.

When all dots are connected, ask the children what picture they see. Briefly remind the children how Jesus showed He was the Christ by dying for sin and rising from the dead.

Lesson 4

The cleansing of the leper

Scripture for teachers

Matthew 8:1-4

Mark 1:40-45

Luke 5:12-14

Leviticus 13:1-46

Luke 17:11-19

Central truth

The Lord Jesus Christ can make you clean from sin

Application

Unsaved: Come to Him and be made clean

Memory verse

“... The blood of Jesus Christ His Son cleanses us from all sin” 1 John 1:7

Visual aids

- ◆ Flashcards: 4-1, 4-2, 4-3, 4-4, 4-5 and 4-6

Or

- ◆ Figures: 4, 8, 26, 27, 28, 29, 30 and 31
- ◆ You may wish to choose an additional figure to represent the leper's wife
- ◆ Backgrounds (optional): Indoor scene, temple scene and outdoor scene

And

- ◆ Wordstrips: “leprosy”, “clean” and “unclean”

Carry-over activity

- ◆ Small box with a slit in the top
- ◆ A slip of paper and a pencil for each child

Carry-over activity for preschoolers

- ◆ Photocopy the figure on page 46 and the background on page 69 - one for each child
- ◆ Colouring pencils

Lesson outline

Introduction

What is the worst sickness you have had?

Progression of events

- 1 Man discovers the disease
- 2 The man goes to priest
- 3 Pronounced “unclean” CTU
- 4 He leaves his family CTU
- 5 He lives a lonely, sad life CTU
- 6 He hears of Jesus CT
- 7 He goes to town
- 8 “If You are willing, You can make me clean” CTU
- 9 Lord Jesus - “Be clean!”

Climax

Clean! CTU

Conclusion

He goes to the priest

He goes home CTU

Preschool
memory verse
Review Matthew 17:5.

Teaching the memory verse

Memory verse

“... The blood of Jesus Christ His Son cleanses us from all sin”
1 John 1:7

Introduction

Hold up a face cloth.

What do you use a face cloth for?

Allow the children to respond.

You can clean the outside of your body with a face cloth but what can you do to clean yourself from sin on the inside?

Let's see what the Bible says.

Presentation

Show your Bible, explaining that it is the Word of God. Read the verse from your Bible and describe how you found it. Have the children read the verse with you from the verse visual.

Explanation

The blood of Jesus Christ His Son - God sent His Son, Jesus to take the punishment for your sin by shedding (giving) His blood and dying on the cross.

cleanses us from all sin - Sin is anything you think, do or say that God says is wrong. Sin makes you dirty on the inside and the only way to have your sin cleaned away is through the blood of Jesus Christ. When Jesus was nailed to the cross, He bled and died to take the punishment you deserve for the wrong things you do. When you believe on Jesus, your sin is washed away.

Application

Unsaved: Have you let Jesus' blood wash away your sin? You can believe He bled and died for you and receive Him today. You'll find out how in the Bible lesson.

Saved: If you have already received Jesus Christ, have you thanked Him for making you clean on the inside? Think about what He has done for you and thank Him right now.

Repetition

“First letter”

Have a child pick the first letter of any word in the verse. The children then say the verse, standing when they say a word beginning with that letter and sitting down for the other words. Have another child

Preschool
repetition

Letter names

Print letters on a large sheet of paper or display magnetic letters on a

choose a different first letter and have the children clap when they come to those words. Continue repeating the verse, using different activities for several first letters at the same time.

metal board or baking tray.

Let a child find the first letter of his name, then have everyone repeat the verse.

Continue until each child has had a turn.

Lesson

★ **Introduction: What is the worst sickness you have had?**

What is the worst sickness you have ever had?

Allow the children to share their experience of sickness.

In Bible times there was one sickness that people dreaded. It was called “leprosy”.

Place wordstrip “leprosy”.

People who got this disease saw white, scaly scabs on their skin. Later they might lose fingers and toes. Let’s think about what it might have been like to be a leper in the time when the Lord Jesus was on Earth.

Scene 1

Optional background: Indoor scene. Place leper (26). You may wish to choose figure to represent leper’s wife if you wish to picture this scene.

★ **Progression of events: Man discovers the disease.**

A discouraged-looking man was coming home. As his wife saw him coming she was probably wondering, “Whatever has happened? Why does my husband look so discouraged?” Even though she tried to imagine why he was so sad, she never expected the news would be as bad as it was.

“I’m afraid I have some bad news for you, my dear. I’ve kept it a secret, hoping I was wrong. But now I must tell you.” The man would have stepped away from his wife. Perhaps he would have pointed to a spot on his leg or some other place on his body. “Look! Do you think it is ... ?”


“Oh no! It can’t be true! Do you think it is leprosy?”

“The only way to find out will be to see what the priest says. If he says it is leprosy you know what will happen.”

Poor woman! She knew too well what would happen, and it was so terrible she did not want to think about it. The priest who led the people in worship at the temple would look at the spot and perhaps he would know immediately that it was leprosy. It might be that he would not be sure so the man would have to be quarantined for seven days and checked again. If the spot had not changed he would have to be quarantined for another seven days and checked again. You know what it means to be quarantined, don’t you? Sometimes we call it isolation. No visitors are allowed because others may catch the disease. If the spot had cleared up the priest would declare him “clean”. If the spot was worse the priest would declare him “unclean” (Leviticus 13:18-37).

“We will not tell anyone else about this,” the man and his wife agreed, but the man knew he would have to show the spots to the priest.

Remove all figures.



Scene 2

Optional background: Temple scene. Place priest (27) and leper (26).

★ **Progression of events: The man goes to priest.**

It may have been the next day that he went to the priest. If you could have been nearby you might have heard him say to himself, "I never thought this could happen to me, I wish I were dead. To have leprosy is the worst thing that could happen."

If he went to the temple to see the priest he would be thinking, "If I have leprosy I can never come to the temple again." This was one of the rules for a person who was unclean. As long as he was unclean he could not come into a special place of worship. And a leper would be unclean until he died.

★ **Progression of events: Pronounced "unclean".**

Let's pretend we can follow this man to see the priest. As the priest looked at the sore on the man's body, the man watched him closely. What would he say? Yes, the priest knew it was leprosy.

"Unclean," he cried. "You are unclean."

In a way, you are like that leper. There is something wrong with you. Oh you are not sick, but you are unclean - unclean before God. That means that God sees your life as "dirty" or unclean. Perhaps you are puzzled.

Do you ever fight with your brother? That displeases God - that is something "dirty" or unclean. Did you ever cheat in a test? That too is disobeying God. Perhaps you told your mother a lie. You said, "I don't feel well." You were fine, but you did not want to go to school. God sees lies as bad, wrong and unclean. He commands us, "You shall not bear false witness" (Exodus 20:16) - that means telling lies. All of us do these wrong things. The Bible says, "We are all like an unclean thing ..." (Isaiah 64:6). As God looks at your life and sees selfishness, bad temper, lies, cheating, fighting, He says you are "unclean", just as the priest said about the leper.

Remove all figures.

Scene 3

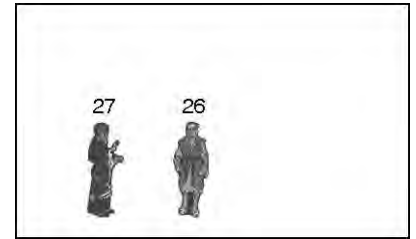
Optional background: Outdoor scene. Place leper (26).

★ **Progression of events: He leaves his family.**

How sad that man would be as he left the priest. He would think of all the things he had to do, and all the things he could not do.

He would have to wear clothes that were torn and ragged. He would have to have his hair uncombed and untidy. He would have to have the lower part of his face and upper lip covered. (In this way everyone could see at a glance that he was a leper.) He would have to leave his family and stay outside the city alone, or with other lepers. And,

Flashcard 4-1




See Leviticus 13 - 14. The Jews considered leprosy a punishment from God for sin. There were multiple restrictions for lepers, mainly designed to keep the disease from spreading. This disease, which caused anguish on every level, is a vivid illustration of sin.

CTU

Luke describes this man as "full of leprosy" (Luke 5:12). It may be that his disease was in its final stage.

Use examples of sin that relate well to the children you teach.

Preschool song: Sing "J-E-S-U-S", verse 2.



most shameful of all, when anyone came near he would have to call, "Unclean, unclean."

He could not go into the markets to buy or sell. He could not go to work with other men and earn money for his family. He could not go to worship God at the temple, or be with crowds on their special days of worship. He could not live any longer as a husband to his wife, or as a father to his children.

It was a sad, sad day when he left home. Can you imagine his last hours there? How hard it would have been to say goodbye. His wife and children would have made promises to come and call to him, or to bring him food. From that day on he would be separated from his family - all because of leprosy.

CTU

Because of the wrong we do (the Bible calls it sin) we are separated from God. The Bible says God is holy. That is just the opposite of "unclean". God is pure and good, always doing right. He can never allow anything or anyone sinful or unclean near Him. There was a man in the Bible who saw just how pure and good God is. He cried out, "I am unclean" (from Isaiah 6:5). He knew that with all his sin he could never be with God. It is the same with you. If your life stays unclean and dirty, you can never be with God. You must be separated from Him forever. That is the worst thing that could ever happen to you. How sad! How sad too for this poor leper.

Scene 4

Place crowd (4).

★ **Progression of events: He lives a lonely, sad life.**

It was so lonely away from his family and away from the town. He often thought of the past, of the good times he had had, but never again.

He hated having to cry out, "Unclean! Unclean!" if someone approached. He was miserable as he saw people move away quickly. No-one wanted to touch him. Perhaps he even wished he would soon die.


Could nobody help him? No. At that time the doctors could do nothing for leprosy. Of course, he could do nothing to help himself. Washing, special food, exercise - nothing would take away this dreadful disease.

CTU

It is just like that with your sin. Nothing you do will take it away and make you clean before God. You might try praying, going to church, trying to be good, but these things will never make you clean before God. I cannot make your life clean, your parents can't. Indeed no-one you know can take away your sin. It is a very big problem - just as big as the leper's.

★ **Progression of events: He hears of Jesus.**

It was difficult for the leper to hear any news of what was happening in the towns and villages. But one day he heard some news which gave him a tiny ray of hope. It was news of a Man Who did miracles, and



did a lot of teaching. He discovered that His name was Jesus. He had healed people in bad pain. He had healed paralysed people.

The leper had plenty of time to think about what he heard. This Man must be Someone very special. Only God has such power.

“This Man Jesus is my only hope,” he must have thought.

The Lord Jesus Christ is your only hope too. He is the only One Who can make your life clean. He is God’s only Son. He lived for ever and ever with His Father. Then on the first Christmas He became a man and began to live on Earth. He never, never sinned. His life was pure and clean. But He loved people like us, people who have done so many wrong things, so much that He died for us. The only way for us to be made clean was for God’s only Son to die and give His blood. “The blood of Jesus Christ His Son cleanses us from all sin” (1 John 1:7). He could not make your life clean if He was dead. But He is alive. He can make you clean. The leper longed to be clean from his leprosy. But would he ever get to see this man Jesus?

★ **Progression of events: He goes to town.**

One very exciting day someone called to him. “The Man Jesus is in the city!”

“I must see Him,” thought the leper, “but I daren’t go into the city.”

He did not allow himself to think about that for very long. He made up his mind to go. Probably he called, “Unclean, unclean!” as he entered the city. Can’t you see people scattering in every direction? They didn’t want even their clothes to touch him.

Remove leper (26).

Scene 5

Optional background: Outdoor scene. Place Jesus (8) and leper (28).

★ **Progression of events: “If You are willing, You can make me clean.”**

But one Person did not move out of the way. That One was the Lord Jesus Christ, God’s one and only Son. The leper threw himself at His feet.

“Lord, if You are willing, You can make me clean!” he cried.

The leper believed that Jesus Christ could make him clean. He had come to ask if He would do that for him. It is just the same for you. Do you believe that Jesus Christ could make you clean before God? Do you really want to be clean? Then come to the Lord Jesus. You cannot see Him or run to Him. But if in your heart you sincerely tell Him that you are trusting Him to make you clean, that is coming to Him. If you do not understand how to come to Him, and you really want to, come and speak with me at the end of the meeting (designate a place). I will be glad to explain from the Bible how to come to the Lord Jesus.


CT

Preschool song: Sing “J-E-S-U-S”, verses 2-3.

Flashcard 4-2

Preschoolers could call out, “Unclean! Unclean!”

Flashcard 4-3



This dramatic encounter with Jesus would be effective as a role-play.

Jesus acted in complete contrast to the rabbis of that time, who avoided CTU lepers in strict adherence to Jewish ceremonial laws. In spite of the wretched condition of this man, Jesus responded to his earnest faith and met his desperate need - a beautiful illustration of


what He does for us in salvation.

The word "compassion" (Mark 1:41) denotes deep pity. The Lord Jesus was

Flashcard 4-4

often moved with pity by the terrible effects of our fallen condition.


CTU




Jesus instructed the man to take the offerings for cleansing outlined by Moses in Leviticus 14:1-32. This highly unusual healing would certainly get the religious leaders' attention. In the Bible the only other Israelite healed was Miriam (Numbers 12).

He was not only ceremonially clean, he was spiritually clean because of his faith.

CTU



Flashcard 4-5



★ **Progression of events: Lord Jesus - "Be clean!"**

The leper came to Him and asked to be made clean. What would the Lord Jesus do? The people looking on must have gasped as He reached out His hand and touched the unclean leper.

"I am willing," He said. "Be clean!"

★ **Climax: Clean!**

At that moment all the leprosy left the man. The scabs and sores disappeared. It was gone. All gone!

Replace leper (28) with figure 29.

It can be like that with your sin. It can be all gone today. If you tell the Lord Jesus something like this, "Dear Lord Jesus, I know my life is not clean - I am very sorry. Thank You for dying and giving Your blood to make me clean. Please make me clean from sin." In the Bible God says, "the blood of Jesus Christ His Son cleanses us from all sin" (1 John 1:7). You can be clean today - just as the leper was.

"Go show yourself to the priest," the Lord Jesus told the man.

★ **Conclusion: He goes to the priest.**

He didn't mind going to the priest this time! He was so happy!

Remove all figures.

Scene 6

Optional background: Temple scene. Place priest (27) and cleansed leper (29).

The priest would have examined him very carefully. Then he pronounced him clean.

★ **Conclusion: He goes home.**

It must have been wonderful for that man to go home again. He would never forget the day he came to the Lord Jesus Christ. Now he was clean.

What about your life, which word describes you, "clean" or "unclean"?

Place wordstrips "clean" and "unclean".

How foolish it is to have an unclean life and be separated from God forever. Come to the Lord Jesus now and ask Him to make you clean.

Remove all figures.

Scene 7

You may wish to use the following at a later part of your programme.

Optional background: Outdoor scene. Place Jesus (8), crowd (4) and lepers (30).

The Bible tells about another time some lepers met the Lord Jesus. This time they did not come near. They just called from afar off.

"Jesus, Master, have mercy on us."

He did not turn them away. "Go, show yourselves to the priests," He said.

Remove lepers (30).

They obeyed and started off to the priests. As they went they saw that their leprosy was cleansed. Perhaps it was because they were so excited that nine of them never thought to say thank you. Just one of them spoke his thankfulness. He praised God with a loud voice, the Bible says, and fell at the feet of the Lord Jesus to say thank you.

Place leper (31).

Do you think the Lord Jesus was disappointed that the others had not thanked Him?

"Were there not ten cleansed?" He asked. "Where are the nine? Is this the only one who has returned to give thanks?"

Right now in the club we will have a time when you may thank the Lord, if He has made you clean. Speak aloud as you thank Him.

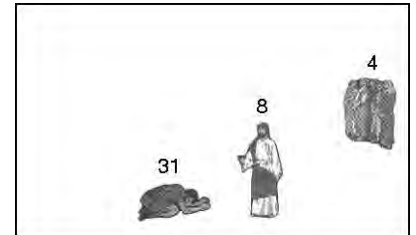
Remove all figures.

Review questions

- 1 What disease made people "unclean"? (Leprosy.)
- 2 Who pronounced, or said that a person was unclean? (The priest.)
- 3 Name some things a leper could not do. (Go to temple with others, live with his family, go to market.)
- 4 How is sin like leprosy? (It makes us unclean before God and separates us from Him.)
- 5 How many people are sinners? (Everyone.)
- 6 What gave the leper a little hope? (He heard of Jesus.)
- 7 Why is Jesus Christ the only hope for sinners? (He is God's Son and has died, and gave His blood to take away sin.)
- 8 What did the leper say when he met the Lord Jesus? ("If You wish, You can make me clean.")
- 9 What did the Lord Jesus do and say? (He touched the leper and said, "I am willing. Be clean.")
- 10 How can you be made clean from all sin? (Come to the Lord Jesus and ask Him to make you clean.)
- 11 What did the priest say the second time the man went to him? ("Clean!")
- 12 The Bible says, "The blood of Jesus Christ, His [God's] Son cleanses us from ..." how much sin? (All - 1 John 1:7.)

These men were ceremonially clean but not necessarily spiritually clean.

Flashcard 4-6



It's interesting that the one who returned was a "stranger", a Samaritan (Luke 17:16,18). A Samaritan leper would have been doubly repulsive to the Jewish leaders. His attitude toward Jesus was one of worship and faith. The others, in their ingratitude, seem symbolic of the nation that continually accepted the things Jesus could do for them but rejected Him as Messiah. (The Bible Knowledge Commentary, Victor Books, Wheaton, Illinois, 1988.)

Review game

Coloured sweets

Place wrapped coloured sweets in a bag. Assign point values to the colours (eg yellow = 10 points, red = 15 and green = 5) and write them on the outside of the bag as a reminder.

Divide the class into two teams and ask questions, alternating between the teams.

When a child answers a question correctly, he may choose a sweet and score points for his team based on the colour.

The team earning the most points wins.

Preschool review game

Coloured sweets

Place large coloured beads or other objects in a bag. Assign scoop values to the colours and write them on the outside of the bag as a reminder (eg red = two scoops).

Bring a bag of small coloured sweets, a spoon or scoop to measure with, an empty jar and enough small sealable plastic bags for each child to have one.

When a child answers a question he may draw a coloured object from the bag. The teacher then uses the scoop to measure out the sweets he earned into the empty jar.

Use preschool questions from lessons 1-4 and continue until each child has had a turn.

At the end of the game, scoop the sweets the class earned into individual plastic bags for the children to take home.

Preschool review questions

- 1 What sickness did the men in our lesson have? (Leprosy.)
- 2 How did Jesus help them? (He healed them.)
- 3 When Jesus healed ten lepers, how many came back to say thank you? (Only one.)
- 4 What do we have that is worse than leprosy? (Sin.) Who can take it away? (Only Jesus.)

Carry-over activity

Thank-you box

Prepare a small box with a slit in the top and cut out several slips of paper small enough to fit through the slit.

Give a slip of paper and a pencil to each child and have him write down one thing he is thankful for.

Encourage the children to think of things God has done for them through salvation (eg forgiving their sin, making them His children, giving them a home in Heaven, helping them obey Him, hearing and answering their prayers, always being with them).

Let the children drop their slips of paper into the box and say brief "thank you" prayers for the blessings they wrote about.

Carry-over activity for preschoolers

The healed leper

Photocopy the figure below and the background on page 69 - one for each child. The children can colour in the pictures and glue the healed leper onto the picture (as shown in the sketch).

As they are colouring in the picture, you could talk to the children about how the leper had to separate himself from many things (eg his family, his friends, his house).

When he came to Jesus to ask for help, he was able to go back home healthy. Jesus wants to help us too. Sin separates us from God. Through Jesus' blood we can be free from sin.



Lesson 5

The rich young ruler

Scripture for teachers

Matthew 19:16-26

Mark 10:17-27

Luke 18:18-27

Central truth

Eternal life is a gift from God through Jesus Christ

Application

Unsaved: Receive the gift of eternal life today

Memory verse

“For the wages of sin is death, but the gift of God is eternal life in Christ Jesus our Lord” Romans 6:23

Visual aids

- ◆ Flashcards: 5-2, 5-3, 5-4, 5-5 and 5-6

Or

- ◆ Figures: 1, 2, 3, 8, 32, 33 and 37
- ◆ Photocopy the “you” figure (page 70) onto card and back with flocking material.
- ◆ Backgrounds (optional): Outdoor scene

And

- ◆ Print dialogue for introduction on pieces of paper and arrange for children to act out the scene
- ◆ Needle
- ◆ Small gift

Lesson outline

Introduction

Parkers’ family discussion

Progression of events

- 1 A rich young ruler runs to Jesus
- 2 The rich young ruler kneels before Jesus
- 3 “What must I do to have eternal life?” CT
- 4 Jesus - “Keep the commandments” CTU
- 5 The ruler - “I have”
- 6 Jesus - “Sell all you have”
- 7 The ruler goes sadly away CTU

Climax

- 8 Jesus - “It is easier for camel to go through eye of needle”
- 9 The disciples - “Who can be saved?”


Conclusion

Jesus - “With God all things are possible”
CTU

Preschool lesson - This is difficult to teach to preschoolers and you may wish to skip this lesson and instead teach the story of Zacchaeus (lesson 6) in two parts.

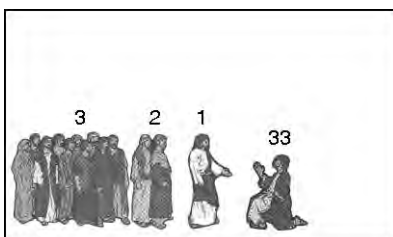
Preschool tips are included in the sidebars for you, if you choose to use this lesson.

Flashcard 5-2



Luke describes this young man as a ruler (Luke 18:18). He was probably a member of the Sanhedrin. Preschoolers would enjoy handling samples of fancy cloth.

Flashcard 5-3



CT

Lesson

★ **Introduction: Parkers' family discussion.**

Listen! Did you hear that noise? It sounded like a crash - a crash caused by a dish landing on the floor! It sounds as if the Parkers are having a family discussion.

Write out following four statements and give to children. Assign parts to children and have them read statement as you call the person they represent.

Mother Oh, Becky! How could you? That was a valuable dish. Couldn't you have been more careful?

Becky I didn't try to do it, Mum. Russ was teasing me. It was his fault I dropped it.

Russ But, it wasn't one of your new dishes, Mother.

Dad That dish was worth a lot because it was old. It had been my grandmother's dish. You children don't realise how much such things are worth to your mother and me.

Some things are worth a lot to one person. Other things are worth a lot to another. What one thing is worth more to you than anything else in the world? Is that a hard question?

Allow the children to answer.

Many times the Lord Jesus made people think about that question.

Scene 1

Optional background: Outdoor scene. Place Jesus (1), disciples (2 and 3) and ruler (32).

★ **Progression of events: A rich young ruler runs to Jesus.**

One day a young man had to do a lot of thinking. It all began when he came running to the Lord Jesus. The disciples' must have been surprised for this young man was rich and important. The Bible says he was a ruler (Luke 18:18). Probably he was one of the men in charge of a synagogue, the Jewish place of worship. Rich important people like this didn't often run along the road.

★ **Progression of events: The rich young ruler kneels before Jesus.**

The disciples were even more surprised to see him kneel in front of their Master.

Scene 2

Replace ruler (32) with figure 33.

They stopped their talking and watched and listened carefully. What did the young man want?

★ **Progression of events: "What must I do to have eternal life?"**

The young man had a question, "Good Teacher, what must I do to get eternal life?"

What an important question! This young man wanted to know how he could belong to God and be sure of living with Him forever.

But surely a leader in the synagogue, such a religious man, must belong to God and be sure of going to Heaven. Ah no! This young man knew he did not have eternal life. Being religious does not give anyone eternal life. The young man was rich, but he couldn't buy it. Having eternal life is the most important thing in the world, for without it you cannot ever live in Heaven with God.

The young man knew how important it was. That is why he came to the Lord Jesus with his question.

The Lord Jesus replied, "Why do you call me good? There is only One Who is good. That is God."

He wanted this young man to see that He, the Lord Jesus, was truly God. He was the perfect One. The Lord knew that the young man did not understand how very, very good He and His Father are. If he understood that he would see that he was not good at all. The next thing the Lord Jesus said must have surprised the disciples.

★ **Progression of events: Jesus - "Keep the commandments."**

"You know the commandments," the Lord Jesus continued. "Do not murder; do not live with another man's wife; do not steal; do not tell lies; do not cheat; obey your father and mother."

Did the Lord Jesus mean that by keeping all God's law you could have eternal life? That is what He said! If you kept all of God's commands all day, every day from the time you were born, until you die, then you will have eternal life and you will have passed the test. But if you have ever told a lie you fail. If you ever thought a mean thought you fail, or if you have once disobeyed your parents, or cheated, or lost your temper. We have all failed, haven't we? The Bible tells us, "there is none who does good, no, not one" (Romans 3:12). No-one in all the world is good enough. No-one in this club is good enough. You are not good enough to get eternal life by obeying God's commands.

The rich young ruler was not good enough either, but he thought he was!

★ **Progression of events: The ruler - "I have."**

"I have kept all these commandments since I was a boy," he told the Lord Jesus, "but I'm still missing something."

He did not seem to understand that even wrong thoughts were disobedience to God's commands. He did not know that the only One Who kept God's laws perfectly was the man with whom he spoke, Jesus Christ.

★ **Progression of events: Jesus - "Sell all you have."**

The Lord Jesus did not become impatient with him. The Bible says He looked at him and loved him (Mark 10:21).

He said, "There is one thing you must do. Go and sell everything you have. Give the money to the poor. Then come and follow Me."

Have preschoolers say, "God is good. Jesus is God."


Jesus cited the commandments that deal with human relationships. Perhaps He chose these because they more easily verify right conduct than the first five, which deal with a person's inner relationship to God.

CTU

Preschool song: Sing "J-E-S-U-S", verse 2.

Jesus wanted the young man to see his own sinfulness - that

his love of money and possessions stood between him and God. Jesus' command, "Follow Me," meant to follow Him to the cross, the place where all is abandoned except Christ alone.



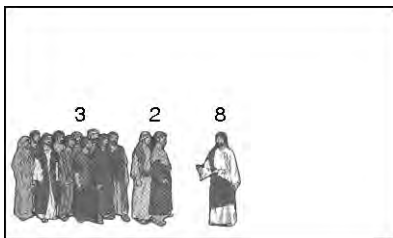
Flashcard 5-4

Have preschoolers make sad faces.

The young man's slow and sad departure is in sharp contrast to his enthusiastic arrival.

CTU

Preschool song: Sing "1, 2, 3, Jesus loves me".



Flashcard 5-5

For preschoolers omit Jesus' camel and needle illustration. Focus on the application discussion of the things that can keep us from following Jesus.

Preschoolers would relate to wanting their own way instead of what their parents ask, complaining about going to church and not taking time to pray before a meal or at bedtime.

The bottom fell out of the young man's world! "Sell all I have!" He couldn't believe it. He owned many things. He wanted to keep them. He didn't want to give his money away. It was his money, he wanted it. The Lord Jesus knew that money was the most important thing in his life. God commands that He should be first. "Love the Lord your God with all your heart ... and love your neighbour ..." (from Matthew 22:37-40). This young man loved his money more than God. He loved his money more than other people. He had disobeyed God's commands.

If he would have eternal life, God must be first. It was as if there was a battle deep inside. He wanted eternal life. He loved his money. Which was more important?

Scene 3

Replace ruler (33) with figure 37.

★ **Progression of events:** The ruler goes sadly away.

The young man's face changed. It became very sad. He turned and walked away from the Lord Jesus. Which was more important to him - money or eternal life?

Allow children to answer.

How important is it to you to belong to God and be ready for Heaven? Perhaps you do not care about that at all. How foolish and sad! Maybe you do want eternal life, but you know you would lose your best friend if you became a Christian. It is a hard choice for you. Or perhaps you know that there are some things in your life that are more important to you than God. Are you willing to have God first in your life? There is a struggle inside. Do not make the same mistake as this poor, rich man who turned and left Jesus Christ, the very One Who could give eternal life.

Remove ruler (37).

Scene 4

Replace Jesus (1) with figure 8.

★ **Climax:** Jesus - "It is easier for camel to go through eye of needle."

The Lord Jesus must have been sad as He turned to His disciples.

"How hard it is for those who are rich to get into the kingdom of God."

The Lord Jesus knew that many rich people love their money and the things they buy, and they think that is all they need. He said, "It is easier for a camel to go through the eye of a needle, than for a rich man to get into Heaven."

Hold up a needle.

Do you think a camel could go through the eye of this needle? It is impossible. That is just what the disciples thought.

★ **Climax: The disciples - "Who can be saved?"**

They were shocked and asked, "Who then can be saved?"

★ **Conclusion: Jesus - "With God all things are possible."**

He answered, "With man it is impossible."

No man, no boy or girl can get eternal life by being good. Nor can it be bought with money. No person, like your Mum, Dad or a preacher can give it to you. The Lord Jesus hadn't finished yet.

"With man it is impossible, but all things are possible with God".

Yes, even rich people can be saved - God can do it! He planned to buy eternal life for us. He did not buy it with money, but with His own Son. When Jesus Christ died on the cross He was paying for eternal life for people like you and me. When He rose from the dead it was proof that the price He paid was enough. Through Him you may have eternal life. The Bible says, "the gift of God is eternal life in Christ Jesus our Lord" (Romans 6:23).

If someone offers you a gift what must you do?

You may wish to demonstrate this using a small gift.

Yes, you take it and say thank you. You don't pay for it, or earn it. You receive it when you trust Jesus Christ as your Saviour.

Scene 5

Place "you" figure to the right of Jesus (8).

Try to imagine that you are in the place of the rich, young ruler. Would you go away without eternal life because you do not want to follow Jesus Christ and to have Him first in your life?

Perhaps it is a friend who comes first. Or it is something wrong that you are not willing to give up. Or it is fear of being laughed at.

Perhaps you can honestly say, "Belonging to God and being ready for Heaven is more important than any of these." Then tell the Lord Jesus that. Tell Him now that you are sorry for your sin. Thank Him for dying to buy eternal life for you. Trust Him as your Saviour. Then you will have eternal life. "The gift of God is eternal life in Christ Jesus our Lord" (Romans 6:23).

Remove all figures.

Review questions

- 1 What kind of man came running to the Lord Jesus? (Rich, young ruler.)
- 2 What question did he ask? ("What must I do to have eternal life?")
- 3 What is eternal life? (Belonging to God and knowing you will be with Him forever.)

The Pharisees taught that God bestows wealth on those He loves. This is probably why the disciples were amazed. If wealth didn't establish a person's

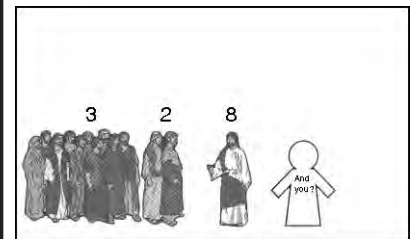
CTU relationship with God they couldn't imagine what did.

Jesus was expressing the truth that salvation is beyond man's ability or merit - it is purely a work of God.

Flashcard 5-6

Preschool song: Sing "J-E-S-U-S", verses 2-3.


The term "needle" referred to a sewing needle. Jesus used this extreme example to show the incredible struggle to relinquish a trust in riches and choose Christ alone. If possible bring a toy camel and a sewing needle to class and ask several children to fit the camel through the needle. Hands-on activities help children remember what they have learned.



Review game

Connect the dots

On a large sheet of paper or whiteboard create a pattern of three rows of four dots each, leaving about 5 cm (2 in) between dots.



Have a different coloured marker for each team.

Divide the class into two teams and ask questions, alternating between the teams.

When a child answers a question correctly, he may connect two dots (horizontally or vertically) with his team's marker and earn 500 points for his team.

If the child can complete a square with his line, he gets to colour it in with his team's colour and earn 1,000 more points for his team.

The team earning the most points wins.

Preschool review game

Pay your taxes

Give the children play money or coloured pieces of paper to represent it.

When a child answers a question, ask him, "How much do you owe in taxes?"

The child then decides how much he owes and gives that money to you.

If desired, place the money in a drawstring bag labelled "taxes".

Use preschool questions from lessons 1-5 and continue until all the money has been collected.

- 4 What strange answer did the Lord Jesus give? (Keep the commandments.)
- 5 How well would you have to keep the commandments in order to have eternal life? (Perfectly.)
- 6 How many people have done that? (Only Jesus Christ.)
- 7 What did the young man want more than eternal life? (His money.)
- 8 How did he feel as he left the Lord Jesus? (Sad.)
- 9 Which of the following describes what eternal life is?
 - (a) Something you earn.
 - (b) Something you receive. (Correct answer.)
 - (c) Something you pay for.
- 10 What did eternal life for us cost God? (His Son.)

Preschool review questions

Use these review questions and game if you follow the preschool plan of teaching Zacchaeus on weeks 5 and 6.

- 1 What was Zacchaeus' job? (He was a tax collector.)
- 2 Why did people not like Zacchaeus? (He took too much money.)
- 3 What is it called when you do bad things? (Sin.)
- 4 What did Jesus do to save you from your sin? (He died on the cross and came alive again.)

Carry-over activity

Stop and go

Have the children stand side by side facing you in a line at the opposite end of the room or outdoor area.

Tell them you are going to read several situations to them.

Whenever the situation shows someone following Jesus, they may "go" by taking a giant step toward you. If the situation shows someone stopped following Jesus, they must "stop".

Briefly discuss why each situation was right or wrong, and how wrong responses could be changed.



Sarah was tempted to spend all her allowance on a new CD, but she decided to take some of the money out for her church offering instead.



Eric was planning to read his Bible before he went to bed, but he got so involved with a game on his computer he didn't have time.



Rachel's teacher at school said that the world began through a scientific process. Rachel wanted to tell her teacher that God created the world, but she was afraid her classmates would laugh so she kept quiet.



Pedro wanted to tell his friend Ryan about Jesus, but he wasn't sure if Ryan would listen to him. Pedro prayed and asked God to give him courage and the right words to say. Then he went to talk to Ryan.



Latasha was going to go to Good News Club® in her neighbourhood. Some of her friends found out and started to tease her, but she decided to go anyway.



Peter decided he would get up a little earlier in the morning to spend time reading his Bible and praying before he went to school. But when the alarm went off, he was tired so he turned it off and went back to sleep.

Lesson 6

Zacchaeus meets Christ

Scripture for teachers

Luke 19:1-10

Central truth

The Lord Jesus came to look for and to save the lost

Application

Unsaved: You will be saved when you trust Jesus Christ

Memory verse

“For the Son of Man has come to seek and to save that which was lost” Luke 19:10

Visual aids

◆ Flashcards: 6-1, 6-2, 6-3, 6-4, 6-5 and 6-6

Or

◆ Figures: 1, 2, 3, 4, 39, 40, 41, 42 and 43

◆ Backgrounds (optional): Outdoor scene or street scene

Lesson outline

Introduction

“If you live under the Roman government you must pay the taxes they charge!”

Progression of events

- 1 Introduce Zacchaeus CTU
- 2 Jesus comes to Jericho
- 3 Zacchaeus tries to see Jesus and fails
- 4 Zacchaeus tries to find a solution CT
- 5 Zacchaeus runs and climbs tree
- 6 Jesus stops and calls his name CT
- 7 Zacchaeus comes down
- 8 Together they go to Zacchaeus' home
- 9 People murmur CT
- 10 Zacchaeus - “I will give to poor, I will pay back” CTU

Climax

The Lord - “Salvation has come”

Conclusion

“The Son of Man has come to seek and to save the lost” CTU

Preschool
memory verse
Review Matthew 17:5.

Teaching the memory verse

Memory verse

“For the Son of Man has come to seek and to save that which was lost” Luke 19:10

Introduction

Have you ever been lost? Did someone come looking for you? How did you feel when you were found?

Allow a few children to share.

The Bible says that because of sin you are lost and separated from God. Our verse today tells about Someone who is looking for you.

Presentation

Show your Bible, explaining that it is the Word of God. Read the verse from your Bible and describe how you found it. Have the children read the verse with you from the verse visual.

Explanation

For the Son of Man has come to seek - In the Bible Jesus is sometimes called the Son of Man. Jesus, God the Son, left Heaven and came to Earth to look for people who are lost in sin. Sin is anything you think, say or do that God says is wrong.

and to save that which was lost - The Bible tells us everyone is born lost (wanting to sin) and deserves to be punished. But Jesus loves you and wants to save you from the punishment you deserve.

Application

Unsaved: Maybe you are still lost in your sin. You need to trust Jesus, Who died on the cross to take the punishment for your sin. When you call on Him to save you, your sins will be taken away and you will no longer be lost.

Saved: If you have already called on Jesus to save you, can others see a difference in your life? You need to stop doing the wrong things you used to do. Ask God to help you obey Him. Then others will know that Jesus makes a difference.

Repetition

“Frozen exercises”

Have a child lead the group in doing an exercise such as running in place. When the child calls out “Freeze,” the group “freezes” in position and quotes the verse without moving. Repeat the verse

Preschool
repetition

Preschoolers’ favourite

Choose one or more
favourite repetitions from
the previous five lessons.

eight to ten times, using different exercises and choosing different children to lead, always quoting the reference at the beginning and end of the verse.

You will notice that Zacchaeus' name is not used in this lesson until Jesus addressed him by name. This is to help the children get a feel for the way the tax collectors were rejected by the people - they would not have used his name except in a derogatory way.

You may want to use real coins to dramatise this introduction as you say Zacchaeus' words. Allowing children to handle the coins could help them remember the lesson.

Flashcard 6-1

Children will enjoy locating Jericho on a map.



CTU

The tax collectors decided how much each person had to pay based on the person's income, land he owned and the number of people living in his house. The tax was often not fair. The Jewish tax collectors were despised by the people for their dishonesty and because they were seen as traitors, working for the Roman government.

Lesson

★ **Introduction:** "If you live under the Roman government you must pay the taxes they charge!"

"If you live under the Roman government you must pay the taxes they charge!"

The taxpayer threw down the money. "There it is! I don't see how they can charge that much. I hate the Roman government!"

As he walked to the door the tax collector could hear him mutter, "And I hate you too."

The tax collector chuckled to himself. He put some of the money to one side murmuring, "That will be mine. The Roman government will never see it."

His greedy eyes sparkled. He had collected a lot of money that day.

Scene 1

Optional background: Outdoor or street scene. Place Zacchaeus (39).

★ **Progression of events: Introduce Zacchaeus.**

He hurried home through the streets of Jericho, passing beautiful palm trees and rose gardens on the way. He was rich and important, but none of the people he met smiled and said, "Good day." Some even looked the other way, they didn't want this tax collector fellow, the little cheat, as their friend. He tried not to care. "I don't need them," he told himself.

If he passed a poor beggar by the roadside he would hurry past thinking, "I work for my money. Let others work for theirs."

At home at last he opened the door of a beautiful home. Just the place you would expect the chief tax collector to live. He seemed to have everything. But had he?

He was selfish, greedy and a cheat. He had hardly any friends. Worse than that, God was not his friend. The wrong things in his life kept him far away from God. The Bible calls that being "lost" (Luke 19:10). The Bible says, "All we like sheep have gone astray" (Isaiah 53:6) - we are all lost. That means you too. You don't seem as bad as this tax collector, but you too displease God. You didn't come when your Mum called you for lunch. God says, "Obey your parents" (Ephesians 6:1), but you don't do it. Have you stolen money from your parents or an older brother? God says, "You shall not steal" (Exodus 20:15). You fight with your brother - you don't love him as you love yourself which is what God wants you to do. Yes, your life is full of bad, wrong things. You have gone astray, just as the Bible says. Like this chief tax collector, you are lost from God. But this man didn't seem to care - it was good to have plenty of money.

Remove Zacchaeus (39).

Scene 2

Optional background: Outdoor or street scene. Place crowd (4) and Zacchaeus (40).

One spring day he hurried down the main street of Jericho. That is, he tried to hurry, but it was impossible.

“What a crowd,” he muttered.

Many people from Galilee and other areas were on their way to Jerusalem for the Passover. People who lived in Jericho came out of their homes to see relatives and friends who were travelling through the city.

But, somehow, there was even more excitement than usual.



Scene 3

Place Jesus (1) and disciples (2 and 3).

★ **Progression of events: Jesus comes to Jericho.**

“Jesus of Nazareth is coming,” he heard someone remark.

Jesus. He had heard about Him. He was the Teacher Who healed many sick people. Perhaps the reason why the chief tax collector was so interested in seeing Jesus was that He was known to be “a friend of tax collectors and sinners” (Luke 7:34). One of the twelve disciples, Matthew, had been a tax collector before he followed the Lord Jesus.

★ **Progression of events: Zacchaeus tries to see Jesus and fails.**

The chief tax collector tried to squeeze through the crowd, but no-one was going to make way for such an unpopular fellow. He stood on tiptoe, but couldn't see a thing. The crowd was so big, and he was so little.

★ **Progression of events: Zacchaeus tries to find a solution.**


“Whatever will I do?” he thought. “Soon Jesus will leave the city and I won't even have caught a glimpse of Him.”

The chief tax collector couldn't have known that Jesus would not come through Jericho again. He was on His way to Jerusalem where He would be killed. This was all part of God's plan. Jesus Christ, God's Son died on the cross. He took the punishment for all those wrong things, the sin, that makes us lost from God. That is why He can save lost people. He can rescue you from your sin and then you will not be lost from God. Sin will no longer rule your life. He will save you from it. That is why He died. He didn't stay dead of course, but never again would He walk with the crowds on the way to the Passover. Right now He was in Jericho. If only this little, chief tax collector could see Him.

“If only I could get ahead of the crowd and along the road Jesus will take ... but how?”

He thought quickly.

Remove all figures.



By this time in His ministry, Jesus had already healed the sick in many cities, had fed

Flashcard 6-2

the 5,000 and had raised Lazarus from the dead. Undoubtedly, His fame had spread to Jericho, bringing out huge crowds of curious people.


CT

Preschool song: Sing “J-E-S-U-S”, verse 2.

Preschool lesson - If you skipped the lesson about the rich young ruler, end lesson 5 before Zacchaeus climbs the tree. Begin lesson 6 with a review of the previous events then continue to the end of the story.

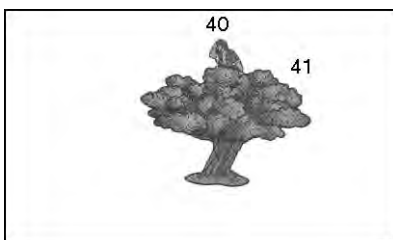
The tree was probably a sycamore-fig tree. It had low branches and heart-shaped leaves like a mulberry, and it bore yellow figs in clusters.

Flashcard 6-3



Preschoolers would enjoy pretending to climb the tree with Zacchaeus.


Flashcard 6-4



Flashcard 6-5

Have two children role-play this encounter between Jesus and Zacchaeus.

Preschool song: Sing "Zacchaeus".



CT

Preschool song: Sing "1, 2, 3, Jesus loves me".

Preschoolers can pretend to climb down from the tree.

Flashcard 6-6

Scene 4

Optional background: Outdoor or street scene. Place tree (41) and Zacchaeus (42).

★ **Progression of events: Zacchaeus runs and climbs tree.**

Then he saw it.

"That tree! That sycamore tree!"

If he was in that tree, he could see. He ran ahead of the crowd. He didn't even care if anyone saw him climb into the tree.

Remove Zacchaeus (42).

Scene 5

Place Zacchaeus (40) in tree (41).

"What a good idea," he congratulated himself. "A perfect view."

He watched as the crowd moved nearer.

"That is Jesus. I am so glad I can see Him."

★ **Progression of events: Jesus stops and calls his name.**

Soon the Lord Jesus was right beneath the tree, and there He stopped.

Place Jesus (43).

Suddenly He looked up into the tree. He looked right into the chief tax collector's face.

"Zacchaeus," He called, "come down quickly, for I must stay at your home today."

"He knows my name!" thought the little man.

What a shock! Perhaps he almost fell out of the tree! Do you know how the Lord Jesus knew his name?

Allow the children to respond.

He is God - God the Son. God knows everything. The Lord Jesus knows your name too. He knows where you live and the school you go to. He knows about you being lost from God. He knows about the wrong you think no-one knows about. He knew all about Zacchaeus too. Although He knew exactly the kind of man he was, He loved him. He had even come through Jericho to look for him. That is why He called him down from the tree.

★ **Progression of events: Zacchaeus comes down.**

Zacchaeus wasted no time getting out of that tree. Was it really happening to him, the one nobody wanted as a friend?

Replace Zacchaeus (40) with figure 39 and replace Jesus (43) with figure 1.

★ **Progression of events: Together they go to Zacchaeus' home.**

The Lord Jesus was waiting for him and together they started to walk along the road. Then Zacchaeus heard a lot of muttering and murmuring.

Place crowd (4).

★ **Progression of events: People murmur.**

“Jesus has gone to stay with a man who is a sinner,” the people grumbled to each other. “Doesn’t He know the kind of man he is?”

The people just did not understand that Jesus Christ came into the world to look for and to save people like Zacchaeus, like me, like you. To be saved, means to be rescued from sin. You are rescued from the punishment you deserve and also from the hold that sin has on your life. A saved person does not live the same way as a lost person. Zacchaeus had been lost, but the Lord Jesus came looking for him. Now they were going to his home together.

Zacchaeus probably made sure a good meal was prepared for his Visitor. He listened carefully as the Lord Jesus spoke with him. The Bible does not tell us what the Lord Jesus said. I am sure He told him that there was a way to be saved. As Zacchaeus listened, he came to understand how sinful and bad he had been. Somehow he knew that the special Visitor could make things right between him and God. He wanted to be different.

★ **Progression of events: Zacchaeus - “I will give to poor, I will pay back.”**

He felt he just had to say something. Standing up he told the Lord, and all who were listening, “Look, Lord, I am going to give half of all that I own to the poor” (from Luke 19:8).

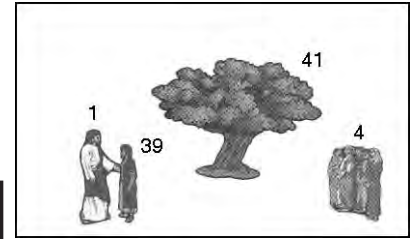
The people were amazed. Were they hearing correctly? Zacchaeus had never been known to help the poor. What had happened to him?

It was all to do with his Visitor. When the Lord Jesus Christ finds and saves a lost person He does wonderful things for them. He forgives all their sin, and He makes them into new, different people. They look the same, the big difference is that they live for God. Sin is no longer in charge of them, Jesus Christ rules their life. This can happen to you, just as it was happening to Zacchaeus. Perhaps you are still unsure about how you can be saved by Jesus Christ, but you really want to know. Then wait after the club (designate a suitable place). I will be glad to explain it from the Bible. It is wonderful to be saved and no longer lost in sin. That is how it was with Zacchaeus.

But he was still speaking, “If I have cheated anybody, I will pay him back four times as much as I took” (from Luke 19:8).

The people must have gasped in surprise. Was this mean, stingy Zacchaeus?

It was Zacchaeus, but he was no longer mean and stingy. The Lord Jesus had helped him to see how wrong and bad he had been. He wanted to be finished with that old way. If you want to be saved you must, like Zacchaeus, want to give up the wrong things you do. Perhaps it is using bad language, disobeying your parents, losing your temper, or stealing. Are you sorry for being like that? Do you want to be different? If your



CT

Preschool song:
Sing “Zacchaeus”.

CTU

Preschool song: Sing
“J-E-S-U-S”, verses 4-5.

CTU

If time allows let children
suggest other ways
children their age sin.

answer is “yes”, tell the Lord Jesus about it. He will save you from your sin and He will change you. The Bible says you will be a new person (2 Corinthians 5:17). That is what Zacchaeus was.

He listened carefully for the Lord Jesus was speaking once more.

★ **Climax:** The Lord - “Salvation has come.”

“Today salvation has come to this home.” (Salvation means to be saved.)

“This man, too,” continued the Lord Jesus, “is a son of Abraham” (from Luke 19:9).

The people around knew that Abraham was famous for his faith in God. Zacchaeus too, now trusted in God for salvation. Many of the people must have talked about what had happened. Perhaps their conversation was something like this.

“Who would ever have expected Zacchaeus to change?”

“Jesus really does care about him.”

“There must be something very special about Jesus, if He can make such a difference in that little fellow.”

“Such a difference indeed!”

★ **Conclusion:** “The Son of Man has come to seek and to save the lost.”

The Lord Jesus said one more thing, which may have helped some to understand. “The Son of Man came to look for and to save the lost” (from Luke 19:10).

Zacchaeus had been lost in sin. Jesus Christ looked for him and saved him. The same can happen to you too. If you really want to be different, tell the Lord Jesus something like this. “Dear Lord Jesus, I am lost in sin. I don’t want to stay lost. Thank You so much for dying for me. Please save me from my sin and make me a different person.” If you truly trust the Lord Jesus, you too will be found and saved!

Remove all figures.

CTU

Review game

Coin zank

Cut seven index cards in half. Write point values on eleven of the cards, draw a coin on two and a red cross on one. Place all fourteen cards in a bag.

Divide the class into two teams and ask questions, alternating between the teams.

The first child to raise his hand and correctly answer may choose a card from the bag. He

Review questions

- 1 Why did the people hate Zacchaeus? (He worked for the Roman government and sometimes cheated the people.)
- 2 Why was Zacchaeus lost from God? (Because of his sin.)
- 3 Why were there crowds in Jericho? (People were going to the Passover in Jerusalem.)
- 4 Why would the Lord Jesus not pass through Jericho again? (He was going to Jerusalem where He would die.)
- 5 Why could Zacchaeus not see Jesus? (He was too short.)
- 6 How did he solve this problem? (He climbed a tree.)
- 7 How did the Lord Jesus know his name? (He knows everything for He is God.)

- 8 What did the people do when Jesus went to Zacchaeus' home? (They grumbled and criticised.)
- 9 How did Zacchaeus show that Jesus Christ had made him a new person? (He said he would give money to the poor, and repay those he had cheated.)
- 10 What did the Lord Jesus say had come to Zacchaeus' home? (Salvation.)

Preschool review questions

- 1 When Jesus saw Zacchaeus in the sycamore tree, what did He say? ("Hurry and come down, for today I must stay at your house.")
- 2 What did Zacchaeus do about the money he had taken? (He gave back four times as much.)
- 3 If you take something from someone, what should you do? (Return it.)
- 4 What did Jesus give Zacchaeus? (Salvation; He saved Zacchaeus from the punishment of his sin.)

Carry-over activity

What's the difference?

Give each child a sheet of paper, a crayon or pencil and a slip of paper listing a sin children commit (eg stealing, fighting, thinking mean thoughts about someone).

Have the children draw how someone could show by his actions that he is now God's child (eg a child who steals might pay for what he stole).

As time allows, let children share their ideas with the class.

may continue drawing cards and accumulating points for his team as long as he wishes. However, if the coin card is drawn, his team is "zonked" and loses all points from that round.

If the cross card is drawn, his team's total points are doubled when he decides to stop.

After each round total the team's points and return the cards to the bag. The team with the most points after all questions have been asked wins.

Preschool review game

Pin the leaves

Draw a simple tree trunk with branches on a whiteboard or large piece of paper.

Cut out several leaves and lay them on a flat surface.

When a child answers a question he may choose a leaf.

Apply reusable adhesive to the back and let the child stick it to the tree.

Use preschool questions from lessons 1-6 and continue until all the leaves have been added.

“J-E-S-U-S” song

J-E-S-U-S

Rebecca McDonald

Melody: E.C.L.
Arr. Frank Gauldin

The musical score is written in 4/4 time with a key signature of one flat (Bb). It consists of two systems of music. The first system has a treble clef staff with lyrics "I love Je-sus, yes I do; He saved me from my sin. J - E - S - U - S," and a bass clef staff. Chord markings above the treble staff are F, Bb, F, C7, F, and C7. The second system also has a treble clef staff with lyrics "J - E - S - U - S, J - E - S - U - S. He saved me from my sin." and a bass clef staff. Chord markings above the treble staff are F, Dm, C7, F, C7, and F.

Copyright © 1997 by Child Evangelism Fellowship® Inc. All rights reserved. Permission is given for a photocopy to be made for your accompanist. Copyright line must be included.

Verse 2

I love Jesus, yes I do;
He died for all my sin.
J-E-S-U-S, J-E-S-U-S, J-E-S-U-S.
He died for all my sin.

Verse 3

I love Jesus, yes I do;
He rose up from the grave.
J-E-S-U-S, J-E-S-U-S, J-E-S-U-S.
He rose up from the grave.

Verse 4

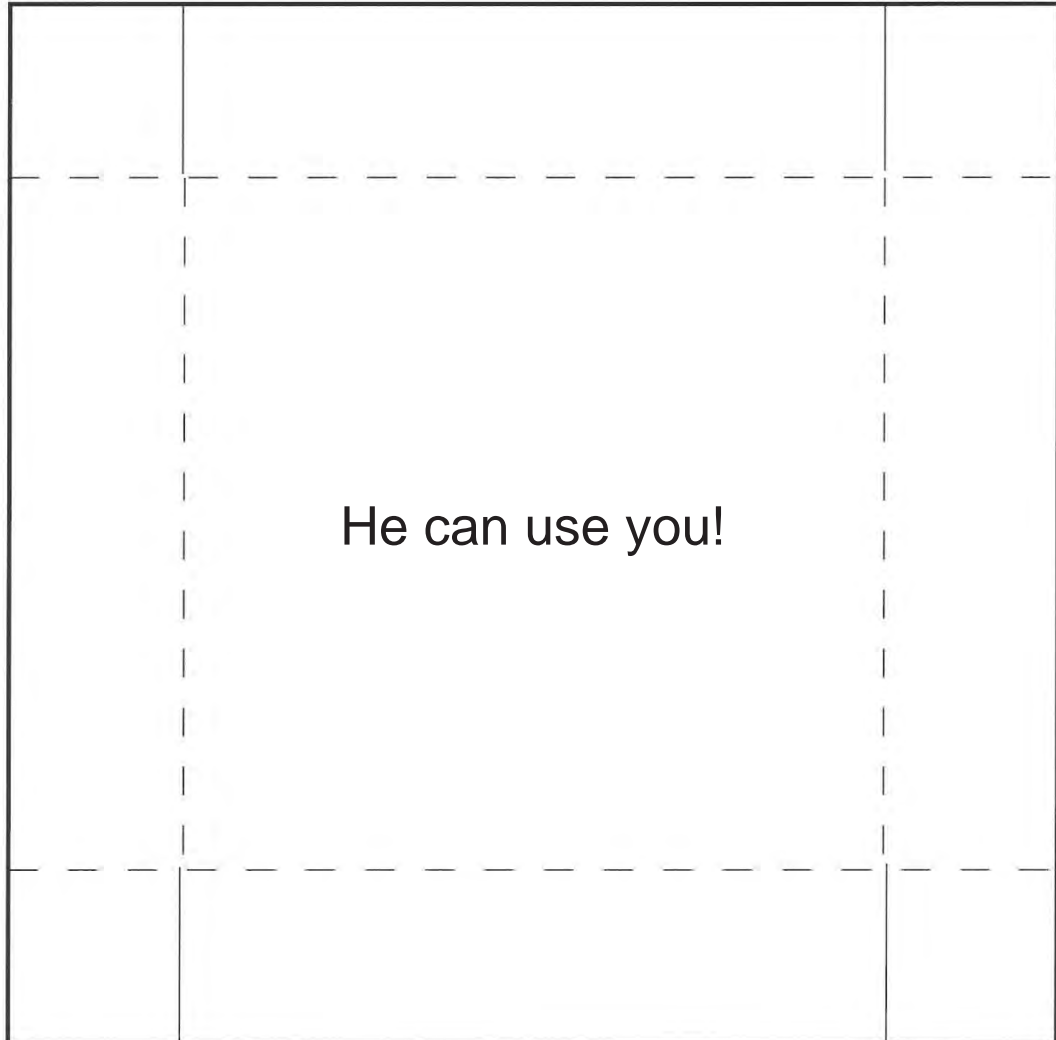
I love Jesus, yes I do;
I will believe on Him.
J-E-S-U-S, J-E-S-U-S, J-E-S-U-S.
I will believe on Him.

Verse 5


I love Jesus, yes I do;
He saved me from my sin.
J-E-S-U-S, J-E-S-U-S, J-E-S-U-S.
He saved me from my sin.

Basket

Carry-over activity - lesson 1



The Lord Jesus loves children.



Worksheet

Carry-over activity - lesson 2

Complete the sentences.

- | | |
|--|--|
| The crowd wanted to make the Lord Jesus King because ... | ... praying for them. |
| The disciples were disappointed because ... | ... there was a storm. |
| The Lord Jesus went to a mountain because ... | ... came to help them. |
| When Christians have problems or disappointments they can be sure that the Lord Jesus is ... | ... He had fed them with five loaves and two fish. |
| The disciples became afraid because ... | ... He wanted to pray. |
| The Lord Jesus not only prayed for them, He also ... | ... looked at the waves. |
| The disciples became even more afraid because ... | ... they wanted to see the crowd making Him King. |
| The Lord Jesus said to them, ... | ... "Lord, save me!" |
| Peter could walk on the water because ... | ... "Have courage. Don't be afraid. It is I." |
| Peter began to sink when he ... | ... He loves you. |
| Peter cried out ... | ... none is too big for Him. |
| The Lord Jesus reached out His hand and ... | ... the Lord Jesus gave him the ability to do so. |
| You can bring Him your biggest problems because ... | ... they thought they saw a ghost. |
| The Lord Jesus will help you, if you belong to Him, because ... | ... grabbed Peter. |


Wordstrips

Additional visuals - lesson 3

As you photocopy the six magnifying glasses, you should enlarge them to a size suitable for your group.

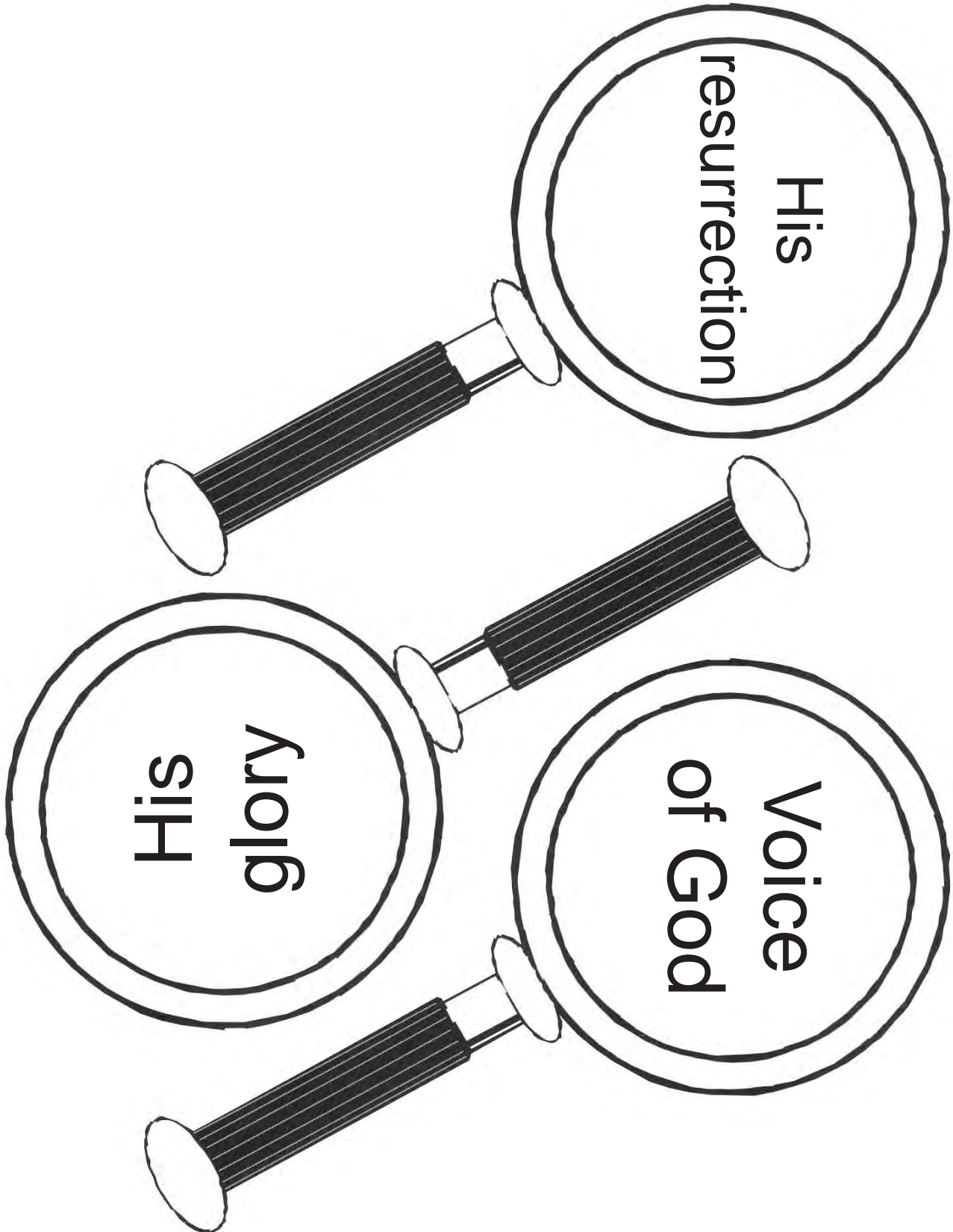
Back with flocking material to use on the flannelboard.

If you prefer to use a pinboard, we suggest that you mount each magnifying glass on coloured card.




Wordstrips (continued)

Additional visuals - lesson 3




The healed leper

Carry-over activity for preschoolers - lesson 4



“You” figure

Additional visual - lesson 5



Copy, cut out and keep in your Bible



Summary of steps for counselling the child who wants to come to Christ

Make sure the child understands about

God

Who is God?
God made us. He speaks to us through the Bible.
God is holy and pure. He loves us.

Sin

What is sin?
Sin is disobeying God's commands. It is against God.
Speak about specific sins.
The child is a sinner by nature and act. (We sin because we are sinners.)
Sin deserves punishment.

The Saviour

Who alone can take away your sin?
God the Son died on the cross for sinners.
The Lord Jesus rose again from the dead.
He is Lord of all.

Explain how to be saved

Explain what the Lord wants us to do, and what He will do.
Use a Bible verse (*John 1:12; 3:16; 6:37; Acts 16:31; Romans 6:23 or 10:13*).
What does the Lord want you to do?
What will the Lord do?
Warn about difficulties.
Ask: "Do you want to trust Christ, or would you rather wait?"
Encourage the child to pray audibly (if ready).

Speak about assurance of salvation

Go back to the Bible verse you used.
Speak about a changed life.
Tell him what the person who is truly trusting in Christ can know.

Give (later) some advice about the Christian life

Read and obey your Bible.
Talk to God, our Heavenly Father.
Tell others what the Lord has done for you.
Ask God to forgive you when you sin.
Meet with other Christians.
Remember the Lord promises: "*I will never leave you*" (*Heb 13:5*).