

Life of Christ

Volume 4

PLEASE NOTE!

The visuals for this series can be purchased from most CEF offices and online shops. For a list of CEF offices and online shops in Europe, please visit www.teachkids.eu and click on "Locations".

Original text: Katherine Hershey
Revised by Lynda Pongracz

Adapted for Europe: Jennifer Haaijer
(With additional ideas
from the original text)

Text published by: CEF® of Europe
Kilchzimmer
4438 Langenbruck
Switzerland
www.cefeurope.com



Copyright © 2000, 2011 Child Evangelism Fellowship® Inc.
All rights reserved. Used by permission. May be reproduced
for personal, nonprofit and non-commercial uses only.
Visit www.teachkids.eu for full details of permission.

Table of contents

Lesson		Page
Introduction		3
Overview		6
Lesson 1	The triumphal entry	7
Lesson 2	The upper room and the garden	15
Lesson 3	The trial	25
Lesson 4	The crucifixion	35
Lesson 5	The resurrection	43
Lesson 6	The ascension	53
Gospel cards (Gospel presentation - lesson 1)		61
Palm leaves (Review game - lesson 1)		62
Summary of steps for counselling the child who wants to come to Christ		64

Introduction

One third of the Gospel narrative is devoted to the week of events which culminated in Christ's death and resurrection. Why? Because this is the very heart of the message of salvation. The six lessons in this series present Who the Lord Jesus Christ is, what He has done and how He can save boys and girls today. Pray with us that through them, not only the lives of children will be transformed, but even our lives as Christian teachers.

Teaching Bible truths

We fall short of our responsibility as teachers if we only tell children Bible stories. It is essential that children learn the truths those stories were written down to teach us, and that we then take them a step further to show what that truth means to them in their daily lives. Of course, we cannot in one lesson cover all the teaching any particular story would provide, so in each of these lessons one central truth has been chosen. The teaching of the central truth has been woven throughout the narrative, but to help you in your preparation the teaching sections have been marked "CT". These are also marked out in the lesson plan.

You will notice that the central truths are marked with a "U" or an "S" to show the kind of children the truth is applied to - unsaved or saved. This is also made clear in the text by using phrases such as, "If you have not trusted the Lord Jesus to forgive your sin ..." or, "Christian, you ...".

The application of the truth has been highlighted with a line beside the text. You may feel it necessary to adapt the applications to better suit the children you teach. For example, the application may use a boy's name, yet you have only girls present. It could be that the application given is more applicable to older children, while yours are very young. Make the changes you feel are necessary. The important thing is that the Word of God is applied to their lives.

Make yourself available for counselling

When you present the Gospel message, there will be children who will respond to it independently. They may or may not at a later date tell you that they have trusted the Lord Jesus Christ as Saviour. There will, however, be others who would like some help. They may have questions to ask; they may need help or encouragement in knowing what to say.

As you teach the saved children, there may be times when they would like advice in a difficult situation; they may need clarification on how a particular lesson applies to their daily lives; they may find themselves in a situation where they do not know what the Bible says they should do; they may want to share a difficulty so that you can pray for them, especially if you are the only Christian support they have.

For these reasons it is important that the children know you are available to talk. It is also important that they know when and where to go when they want to talk to you. Finally, it is essential that unsaved children do not confuse coming to the Lord Jesus with coming to you.

In all cases you should not make yourself available at the same time as giving the Gospel invitation, so that the children never get the impression that they cannot come to Christ without coming through you, or that they are saved simply by waiting to speak to you.

An example for use with the unsaved child

"Do you really want to live for the Lord Jesus, but don't know how to come to Him? I will be glad to explain it from the Bible; come and see me. I'll be standing by that tree when the meeting is over. Remember, I

can't take away your sin - only the Lord Jesus can do that - but I will be glad to help you understand better how you can come to Him. Just come and sit with me under that tree."

An example for use with the saved child

"If you have trusted the Lord Jesus as your Saviour and you have never told me about it, please let me know. I'll be standing beside the piano after the meeting is finished. I would like to know if you too have trusted the Lord Jesus as your Lord and Saviour, so that I can pray for you and perhaps help you."

Memory verses

Five Scripture verses to teach the children are suggested for these lessons. If you are teaching the lessons as a series over six weeks it would be advisable to choose two or three verses to teach well, which the children will then remember. If you try to teach all four, the children may not really know any of them well.

Practise using the visuals

Flashcards

It is wise to practise using the visuals before teaching the lesson to children. Become thoroughly familiar with the flashcards and know when you need to use them in the lesson.

Flannelgraph figures

Practise using the visuals and changing the scenes before you go to teach. Become thoroughly familiar with all the figures and know when you need to use them in the lesson. Scenic backgrounds can be purchased to use with these lessons. We give suggestions before each scene, but they are by no means essential. All your teaching can be done on one plain flannel.

Extra visual aids

On a piece of card print out the words of the central truth for each lesson. If you are using a flannelboard, back the card with flannel or pieces of flocked paper. (Use lower case letters, so that even the younger ones can read the words easily.) Put this card on the board at the beginning of the class or when you first teach the central truth in the lesson.

Additional helps

Along the left and right margins additional helps are provided, giving background information and optional ideas on how to add interest to your lesson.

These ideas are designed to incorporate different learning styles. For effective learning, some children need to see or write, others need to hear or speak, others need to touch or handle, and still others need active participation.

You can use these ideas in your club as time allows.

Review questions

For each lesson some review questions are given. These can be used after the lesson or the following week, before teaching the new lesson.

Review time, if conducted in an orderly way, can be an ideal opportunity to reinforce what you have taught, while still being fun for the children. You can use this time ...

- 1 to find out how much the children are understanding and remembering.
- 2 to help you as a teacher to know what you need to emphasise more so that the children will remember better.

3 to provide a time of fun in the class. The children like competition and look forward to this part of the programme. But it is more than just a game: it is a time of learning.

In this textbook only questions on the lesson are included. It would be profitable to include questions also on the songs, verse and whatever else you teach. In this way the children realise that every part of the programme is important.

Overview

Lesson	Central truth	Application	Memory verse
The triumphal entry Matthew 21:1-16 Mark 11:1-10 Luke 19:29-40 John 12:12-19	Jesus Christ is King	Unsaved: Trust Him to rescue you from Satan's rule and be your King Saved: Praise Him	"But to the Son He says: 'Your throne, O God, is forever and ever; a sceptre of righteousness is the sceptre of Your kingdom'" Hebrews 1:8
The upper room and the garden Matthew 26:17-56 Mark 14:12-52 Luke 22:7-53 John 13:1-38 John 18:1-12	Be a faithful follower of Jesus Christ	Unsaved: Do not be a pretend follower Saved: If you have failed, you can be forgiven and the Lord will help you to be faithful	Review Hebrews 1:8 Or "... Walk worthy of God who calls you into His own kingdom and glory" 1 Thessalonians 2:12
The trial Matt. 26:57 - 27:31 Mark 14:53 - 15:20 Luke 22:54 - 23:25 John 18:13 - 19:16	The Lord Jesus Christ never sinned	Unsaved: Because He was sinless, He can save you Saved: His obedience is counted to you	"For Christ also suffered once for sins, the just for the unjust, that He might bring us to God ..." 1 Peter 3:18
The crucifixion Matthew 27:31-66 Mark 15:20-47 Luke 23:26-56 John 19:16-42	The Lord Jesus died as a substitute for sinners	Unsaved: Trust Him as your substitute Saved: Love Him more and thank Him often	Review 1 Peter 3:18
The resurrection Matthew 28:1-15 Mark 16:1-14 Luke 23:55 - 24:12 Luke 24:36-48 John 20:1-21	Jesus Christ rose from the dead and is alive for evermore	Unsaved: When you trust Him you can be sure your sin has been fully paid for Saved: You can know Him more and more and look forward to being with Him forever	"I am He who lives, and was dead, and behold, I am alive forevermore ..." Revelation 1:18
The ascension Matthew 26:32 Matt. 28:7,10,16-20 John 20:24-29 John 21:1-17 Acts 1:3-11 1 Cor. 15:3-7	Jesus Christ is Lord	Unsaved: When you trust Him as Saviour He will be Lord of your life Saved: Obey Him, especially His command to tell others	"Therefore God also has highly exalted Him and given Him the name which is above every name" Philippians 2:9

Lesson 1

The triumphal entry

Scripture for teachers

Matthew 21:1-16

Mark 11:1-10

Luke 19:29-40

John 12:12-19

Central truth

Jesus Christ is King

Application

Unsaved: Trust Him to rescue you from Satan's rule and be your King

Saved: Praise Him

Memory verse

"But to the Son He says: 'Your throne, O God, is forever and ever; a sceptre of righteousness is the sceptre of Your kingdom'" Hebrews 1:8

Visual aids

- ◆ Flashcards: 1-1, 1-2, 1-3, 1-4, 1-5 and 1-6

Or

- ◆ Figures: 1, 2, 3, 4, 5, 6, 7, 8, 9, 10, 13, 14 and 15
- ◆ Backgrounds (optional): Outdoor scene and temple scene

And

- ◆ Write the words of Zechariah 9:9 on a piece of paper and roll it up to make a scroll

Lesson outline

Introduction

Prince, castle and captives CTU

Progression of events

- 1 Jesus sends the disciples to find a colt
- 2 The disciples bring the colt to Jesus
- 3 Jesus rides the colt CT
- 4 The crowds throw down cloaks, shout praise, wave palm branches CTU
- 5 The religious leaders are angry
- 6 Jesus - "If the people were quiet, the stones would cry out" CTS
- 7 Jesus weeps over Jerusalem CTU

Climax

- 8 Jesus enters the temple
- 9 Jesus heals the sick
- 10 Children praise Him CTS

Conclusion

Zechariah's foretelling of the triumphal entry CTU

Photocopy and cut out six cross and tomb cards and the six Gospel symbol wordstrips (see page 61). Paste a Gospel symbol wordstrip to the back of each cross and tomb.

Number six envelopes and place the appropriate Gospel symbol cross and tomb in each: (1) circle, (2) dark heart, (3) cross, (4) tomb, (5) clean heart, (6) Bible.

If you plan to use "Cross and tomb concentration" review game (see lesson 5), create two sets of the cards and set one aside until then.

Gospel presentation

Gospel cards

Show the envelopes.

I have six envelopes in front of me. They each contain a picture of a cross and tomb to remind us of how Jesus died and rose again. On the back are words that tell part of that wonderful story. Who would like to draw the picture out of envelope one and read the words for us?

Have a child do so. After he reads, discuss that symbol as indicated below.

Repeat with the other envelopes.



- 1 God is the Creator of the world and everything in it, including you and me. God is a perfect, holy God. No sin can be in Heaven. But God loves you and wants you to be with Him in Heaven. Who can say the words of John 3:16?

Let a child respond.

God's love is perfect and pure. He loves you!



- 2 Who can tell me what sin is? (Anything you think, say or do that breaks God's laws.)

The Bible says, "All have sinned" (Romans 3:23). Can you name ways children sin?

Allow response.

God says sin must be punished. The punishment is separation from God forever in a terrible place.



- 3 God loves you and made a way for you to be saved from your sin. He sent His own Son, the Lord Jesus, to live on Earth. Jesus never did, said or thought anything sinful. One day God allowed wicked men to put Jesus to death on a cross. Jesus bled and died for your sin and mine. He took the punishment you and I deserve.

Quote 1 Corinthians 15:3.



- 4 After Jesus died He was buried, then three days later He came alive again. Later He returned to Heaven, where He lives today.

Quote 1 Corinthians 15:4.



- 5 The Bible says, "Whoever believes in Him [Jesus] should not perish but have everlasting life" (John 3:16). You need to admit to God that you are a sinner and believe (trust completely) in Jesus, God the Son, Who died and came alive again for you. God will forgive your sin so you can go to Heaven someday.



- 6 Once you have received the Lord Jesus as your Saviour, God wants you to tell others about Him. Who can you tell about Jesus?

Lesson

★ **Introduction: Prince, castle and captives.**

The wicked prince had many captives. Each one did what the prince wanted. He often told them how lucky they were to belong to him. He often made promises about the good things he would give them. But he did not really care about them at all - he cared for himself. There was a rumour that someday a terrible disaster would come to the prince and all his captives. Couldn't these poor slaves escape? Only if someone stronger than the prince could rescue them - perhaps a mighty king.

CTU

About whom have I been telling you? I have been describing Satan. In the Bible he is called a prince (Ephesians 2:2). Everyone whose sins have not been forgiven and who goes on doing more and more wrong things is one of his captives. The Lord Jesus said, "Whoever commits sin is a slave of sin" (John 8:34). Everyone is born in Satan's Kingdom. That is why you tell lies, get mad, disobey your parents, think mean thoughts, are selfish, don't think too much about God or live for Him. You are one of Satan's captives. It is true that something terrible will happen to Satan and all his captives - they will suffer dreadful punishment forever in Hell. We need someone stronger than Satan to save us from our sin - a mighty King, a good King!

Just a few days before the Lord Jesus died, many people were thinking that He would be a good king. What happened?

Scene 1

Optional background: Outdoor scene. Place Jesus (7) and disciples (2).

★ **Progression of events: Jesus sends the disciples to find a colt.**

The Lord Jesus was still making His way towards Jerusalem. He knew exactly what would happen there, but He did not turn back. More than anything, He wanted to do His Father's will. He had time to stop off with friends in Bethany. Then on Sunday He spoke to two of His disciples.

"Go into the village ahead of you," He said. "You will find a donkey and her colt tied. Untie them and bring them to Me."

The disciples may have wondered how they could do that. The animals would belong to someone. The Lord Jesus knew their thoughts.

"If anyone asks, 'What are you doing?' just say, 'The Lord needs them and will send them back soon.' Then they will allow you to take them," Jesus said.

The disciples set off to carry out this unusual errand!

Remove all figures.

Scene 2


★ **Progression of events: The disciples bring the colt to Jesus.**

It happened exactly as He said it would! They found the young donkey and began to untie it.

Use examples of sin appropriate to the age of the children in your group.

Flashcard 1-1

Let children locate Jerusalem and Bethany on a map.



Place disciples (2) and donkey and colt (8).

Someone asked, "What are you doing, untying that colt?"

Place owner of colt (9).

"The Lord needs him and will send him back soon," they answered.

"Oh, then you may have him," they were told.

So they took the colt and the mother donkey. (It may have been necessary to bring the mother donkey so that her colt would come too.) The Bible says no-one had ever sat on the young donkey.

Remove donkey and colt (8) and owner (9).

Scene 3

Optional background: Outdoor scene. Place disciples (3, 4, 5 and 6).

★ **Progression of events: Jesus rides the colt.**

Soon they were back with their master and the other disciples. The disciples took off their cloaks and put them on the animal so that the Lord would have some sort of "saddle" to sit on.

Place Jesus on colt (10).

Surprisingly the Lord Jesus sat on the colt - a colt that had never been ridden. Normally a young donkey like this would not like someone on his back. He would try to throw his rider by jumping and kicking. But when the Lord Jesus started to ride it, the colt did not kick, jump or bite. Was he different? No, but his rider was different! He was the Creator of the world. He rules over all that He made, even a little donkey. He is King over all - over winds and seas, over sun and stars, over birds and animals. That is why the colt walked so quietly, even though there was a lot of shouting and noise. The colt had never been in a city before, but he walked quietly for the Creator King who rode him.

Scene 4

Optional background: Outdoor scene. Place crowd (13).

★ **Progression of events: The crowds throw down cloaks, shout praise, wave palm branches.**


What crowds there were! Some of the people were entering the city with the Lord Jesus and His disciples. Others were coming out of Jerusalem to meet them. Probably some people saw the disciples take off their cloaks and put them on the animal, so they took off theirs too. They spread them on the road, like a carpet for the donkey to walk on.

"He would be a good King," some were thinking.

Others said, "He should be King."


Before long, many in the crowd were shouting and singing, "Hosanna! Blessed is He Who is coming in the name of the Lord, even the King of Israel."

Flashcard 1-2




Only Matthew's account mentions a donkey and a colt. Since the colt was young and never ridden, it was probably easier to bring the mother donkey with it.

Flashcard 1-3



CT



Flashcard 1-4

This incident was a fulfillment of Zechariah 9:9.


This was a common welcome for a king (see 2 Kings 9:13).

Preschool song: Sing "Praise the name of Jesus".

The word "hosanna" literally means "save us, we pray". (See Psalm 118:25-26.) It was actually a word of praise and petition. The people were addressing Jesus as their King who would rescue them from the Romans.

CTU

If possible bring palm branches to class for children to wave in the air and lay on the ground. Children remember better if they handle objects related to the lesson.



CTS

Show card with application for the saved child: "Praise Him".

Preschool song: Sing "Praise the name of Jesus".

Many pulled branches from the palm trees and waved them. Palm branches were a sign of victory. The people were wild with joy, because they thought that at last, God had sent the Messiah, that special One, Whom He had promised. He would be their King. He would free them from the Roman rulers. At last they would have their own King again, ruling from Jerusalem. This was a kind of victory procession.

The Lord Jesus is indeed God's promised One, the Messiah. He is King. But He did not plan to fight the Roman rulers. He was going to fight and defeat a more powerful enemy, a prince. Who do you think it was? Yes, Satan. When the Lord Jesus died for sin and rose again, He defeated Satan. He is the Mighty King, the good King, Who can rescue you from Satan. In the Old Testament we read, He was sent "to proclaim liberty to the captives" (Isaiah 61:1). If you know you are under Satan's rule and you want to be set free, ask the Lord Jesus to do that for you. He will, and then He will begin to rule in your life. What a wonderful, great King He is! He deserved all that singing and praise on the first Palm Sunday.

★ **Progression of events: The religious leaders are angry.**

But not everyone in the crowd was singing for joy. The religious leaders were jealous and angry.

Place leaders (15).

"The whole world is following Him," they complained. To the Lord Jesus they said, "Tell your disciples to keep quiet."

★ **Progression of events: Jesus - "If the people were quiet, the stones would cry out."**

The Lord Jesus gave them a strange answer. "If these people should keep quiet, the very stones would cry out."

He meant that because He is the Messiah, the King over all, He **must** be praised.

All of us should praise this great King. He is King over all Kings. We cannot understand how great He is, but we should praise and worship Him. If you love the Lord Jesus, it is very important that you praise Him. When we sing songs like (*mention one or two which the children know*), sing them from your heart. Really mean what you sing. Sing them at other times too. When you pray, tell the Lord Jesus, "You are a great and mighty King."

The Pharisees did not think of Him in that way, but they didn't dare say a word. They watched as the parade moved towards the city.

★ **Progression of events: Jesus weeps over Jerusalem.**

As the Lord Jesus got close to Jerusalem and saw the city He began to cry. Why? Because He knew that, even though some of the people had truly turned to Him from their sins and wanted Him to be King of their lives, most of the people did not truly believe in Him. They wanted someone to save them from the Roman rulers, but they did not see Him as their Saviour from sin.

As the Lord Jesus wept He said, "If only you had known Who would bring you peace ..."

What kind of person are you - one who has trusted Jesus Christ as your Saviour and King, or one who is still saying, "No"? If today you want to turn from sin and trust Christ, but you don't know how, or you have questions, please wait behind after club and I will be happy to talk with you (*designate place*).

Scene 5

Optional background: Temple scene. Remove crowd (13). Replace Jesus (10) with figure 1.

★ **Climax: Jesus enters the temple.**

The Lord Jesus went into the temple and found men buying and selling and cheating. He drove them out, just as He had done one other time (John 2:14-16).

He said, "My house should be a house of prayer, but you have made it a den of thieves."

★ **Climax: Jesus heals the sick.**

Then some blind and lame people came to Him, and He healed them.

Place children (14).

★ **Climax: Children praise Him.**

Some children were standing by and saw the things He did. They called out in praise, "Hosanna to the Son of David!" They were praising Him as the promised Messiah-King.

The jealous leaders scoffed, "Do you hear what these children are saying?"

He asked if they hadn't read in the Old Testament that God had planned that even children would praise Him (Psalm 8:2). If you love the Lord Jesus, think of His greatness, and then praise Him as King.

★ **Conclusion: Zechariah's foretelling of the triumphal entry.**

What an exciting day this was for the disciples. They had not expected all the praise for their Master. Look at these words.

Hold up scroll with the words of Zechariah 9:9, keeping the reference covered.

Who do you think wrote these words?

Allow children to suggest possibilities.

It could have been Peter, or James or one of the others. But they were written more than 400 years before! God told the prophet Zechariah what to write. There it was written about the King riding a colt. It also says that He has salvation. This means He can rescue those who are captives of Satan. If He had not died for sin and rose again, no-one could be rescued from Satan's Kingdom. But you can be rescued if you really want to be. Trust the Lord Jesus, this great King, to set you free


CTU

Preschool invitation: Sing "Good News" and present the invitation using John 3:16 and "believe in" terminology. Ask those who would like to believe in Jesus to stay with you at the story rug.

Flashcard 1-5

Jesus was quoting from Isaiah 56:7 and Jeremiah 7:11. This was actually the second time Jesus cleansed the temple.

Flashcard 1-6



CTS

Jesus was again demonstrating His authority by healing individuals who may have been considered unclean and excluded from the temple.

Some of these children were probably young boys who were in the temple celebrating their entrance into manhood usually at the age of twelve. Your

CTU

preschoolers would enjoy calling out, "Praise to Jesus!"

Review game

Palm points

Cut out twelve palm leaves from green construction paper and write point values on them. (See pattern on page 62.)

Place the palm leaves face down on a table or fan them in your hand.

Divide the class into two teams and ask questions alternating between the teams.

When a child answers a question correctly he may choose a palm leaf and earn the points printed on it for his team.

The team with the most points after all questions have been answered wins.

Preschool review game

Palm path

Place four construction paper palm leaves on the floor in a path leading to a large wrapped box with a removable lid.

Inside the box have small prizes, stickers or wrapped sweets.

When a child answers a question he stands on the first palm leaf.

When the next child answers a question he stands on the first palm leaf while the first child moves to the second palm leaf.

When the fourth question is answered, the first child reaches the gift box and each child earns a prize.

Repeat as interest and time allow.

today and to be your King. Tell Him now "Lord Jesus, You are King. I trust You now to save me from sin. Please be in charge of my life."

Remove all figures.

Review questions

- 1 From whom do we need to be rescued and set free? (Satan.)
- 2 On what did the Lord Jesus ride into Jerusalem? (On a colt which had never before been ridden.)
- 3 Why didn't this colt kick and jump? (The Creator-King was riding it.)
- 4 What did the crowd shout as the Lord Jesus entered Jerusalem? ("Hosanna! Blessed is He Who is coming in the name of the Lord.")
- 5 What did they expect of a King? (Freedom from Roman rule.)
- 6 Who did King Jesus come to fight and defeat? (Satan.)
- 7 What did the people do, as well as shout? (Waved palm branches.)
- 8 What did the religious leaders ask the Lord Jesus to do? (Tell His followers to be quiet.)
- 9 How can we praise Him? (Sing about His greatness and really mean it. Tell Him He is great.)
- 10 Who praised Him when He went to the temple? (Children.)
- 11 Why can the Lord Jesus rescue you from Satan? (He is King over all and has defeated Satan.)
- 12 Which Old Testament prophet wrote about the Lord Jesus coming on a colt? (Zechariah.)

Preschool review questions

- 1 What did Jesus ride on when He came to Jerusalem? (The colt of a donkey.)
- 2 What did the people do when Jesus came into Jerusalem? (They praised Him.)
- 3 How can you praise Jesus today? (Tell Him He is wonderful, sing to Him, etc)
- 4 Why did Jesus cry for the people? (Their sins made Him sad.)

Lesson 2

The upper room and the garden

Scripture for teachers

Matthew 26:17-56

Mark 14:12-52

Luke 22:7-53

John 13:1-38

John 18:1-12

You may wish to teach this lesson in two parts, taking events 1-8 (see lesson outline) as part 1 and events 9-15 as part 2

Central truth

Be a faithful follower of Jesus Christ

Application

Unsaved: Do not be a pretend follower

Saved: If you have failed, you can be forgiven and the Lord will help you to be faithful

Memory verse

Review Hebrews 1:8

Or

If you use this as an individual lesson we suggest you teach "... walk worthy of God who calls you into His own kingdom and glory" 1 Thessalonians 2:12

Visual aids

◆ Flashcards: 2-1, 2-2, 2-3, 2-4, 2-5 and 2-6

Or

◆ Figures: 1, 2, 3, 4, 5, 6, 7, 12, 15, 18a-b, 19, 20, 21, 22 and 24

◆ Backgrounds (optional): Outdoor scene, indoor scene, temple scene and night scene

Lesson outline

Introduction

Discussion about holidays

Progression of events

- 1 The reason for the Passover feast CTU
- 2 The Lord sends the disciples to prepare for Passover
- 3 They meet in an upper room
- 4 Jesus - "One of you will betray Me"
- 5 The disciples' reaction
- 6 Jesus gives bread to Judas CTU
- 7 Judas goes to the enemies
- 8 The Lord institutes the Lord's Supper CTS
- 9 They go to the Mount of Olives
- 10 Jesus foretells they will desert Him CTS
- 11 Jesus prays CTU
- 12 The disciples sleep CTS

Climax

- 13 Judas leads the enemies to Jesus CTU
- 14 Peter cuts off the enemy's ear CTS

Conclusion

Jesus is arrested CTU, CTS

Cut out four crosses, one each in gold, black, red and white, then stack the crosses in that order with the gold one on top.

Fasten the crosses together at the bottom with a paper fastener or tape them so they can flip down as you discuss each one.

Gospel presentation

Coloured crosses

We've been learning about Jesus and how He died on the cross so we could be forgiven of our sin. I have a set of crosses here in different colours. Each colour reminds me of how and why Jesus had to die.

Show gold cross.

The gold coloured cross reminds us of God and His home, called Heaven. In Heaven there's a street of gold. Heaven is perfect because God is perfect! God is the Creator. He made the birds and trees and clouds. He also made you and me. And God loves you. In the Bible God says, "I have loved you with an everlasting love" (Jeremiah 31:3). Because God is perfect, He can't be where there is sin. That means no sin can be in Heaven. But God loves you and wants you to be in Heaven someday.

Show black cross.

The colour of this cross reminds me of sin because sin is like being in darkness, far away from God. Do you know what sin is?

Anything you think, say or do that displeases God.

Everyone in the world sins. The Bible says, "There is none righteous [perfect], no, not one" (Romans 3:10). You can probably think of lots of ways you've sinned.

Let children share examples.

God says because of your sin you deserve to be separated from Him forever in a terrible place of darkness.

Show red cross.

This colour reminds me of how much God loves you! He made a way for your sin to be forgiven. The Lord Jesus, God the Son, came from Heaven to Earth. He lived a perfect life then willingly died on a cross so your sin could be forgiven. The Bible says, "The blood of Jesus Christ His Son cleanses us from all sin" (1 John 1:7). After Jesus died He was buried. But three days later He came back to life. Today He is alive in Heaven.

Show white cross.

Now because of what the Lord Jesus has done for you, you can have your sins forgiven. The Bible says, "Believe on the Lord Jesus Christ, and you will be saved" (Acts 16:31). You need to believe (trust completely) that Jesus, God the Son, died and came alive again for you. When you turn from your sin, believing on Him, He will forgive you and save you from sin's punishment. If you've never believed on Him, during our lesson you'll hear more about how to do that.

Lesson

★ Introduction: Discussion about holidays.

Who can name some of the special holidays we have? Days when we do not have to go to school and we have good times together at home.

Discuss various holidays (eg Christmas, Easter, National Day) and ask what we remember on these days.

★ Progression of events: The reason for the Passover feast.

All over Jerusalem people were preparing for an important Jewish holiday, the Passover Feast. 1,400 years earlier the Jews had been slaves in Egypt. When the cruel Pharaoh refused to free them, God sent terrible troubles on the Egyptians. Last of all God sent the angel of death into the Egyptian homes and in every house the oldest child died. The Jews had been commanded to kill a lamb and to sprinkle its blood on the doorposts of their homes. When the angel of death saw the blood he passed over that house.

Place door (12).

At the yearly Passover feast the Jews still remembered that night. They sprinkled the blood of a lamb over their doors and ate a special meal. The Passover lamb also reminded the people that some day the Christ, the Promised Saviour would come to die for the people. We know that Jesus is the true Lamb of God. He died to save sinners, just as the Passover lamb died instead of the oldest child. But very, very few knew that the true Lamb of God was there in Jerusalem. Indeed He was making arrangements for the last Passover feast with His disciples.

Remove door (12).

Scene 1

Optional background: Outdoor scene. Place Jesus (7) and disciples (2).

★ Progression of events: The Lord sends the disciples to prepare for Passover.

“Where do you want us to get ready for the Passover?” His disciples asked.

“Go into the city,” He replied, “and you will see a man carrying a pitcher of water. Follow him. When he goes into a house find the owner of that house. Tell Him the Teacher said to ask, ‘Where is the room I may use to eat the Passover with My disciples?’ He will show you a big upstairs room, ready for our use. Get everything ready there.”

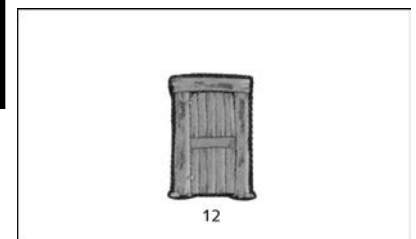
Remove all figures.

The disciples went and did just as their Master said. They knew they could trust what He said. He knew the future. He knew exactly what would happen.


Point out Jerusalem on a map. The Mount of Olives and Garden of Gethsemane were located east of the city, Golgotha to the west.

Briefly let children review the events of the first Passover.


CTU



It was unusual for a man to go to get water, usually the ladies did that job.



Flashcard 2-2



Scene 2

Optional background: Indoor scene.

★ **Progression of events: They meet in an upper room.**

When it was evening the Lord Jesus with the twelve disciples went to that house. The disciples knew that soon He would leave them, so they were very sad. The Lord Jesus knew this was their last evening together before His death. He had many things to tell them.

Place Jesus and disciples (18a-b) and Judas (19).

★ **Progression of events: Jesus - "One of you will betray Me."**

As they were eating He said, "I have wanted very much to eat this supper with you before I die."

Then He said something which shocked every one of them. "I must tell you that one of you is going to betray Me." ("Betray" means to give away to the enemy, to be disloyal.)

★ **Progression of events: The disciples' reaction.**

The disciples stopped eating and solemnly looked at one another. They were very upset. How could any one of them give Him over to His enemies?

One asked sadly, "Lord is it I?"

Another said, "Is it I?"

Others said the same.

Peter leaned over and motioned that John should ask the Lord who He was talking about.

John asked, "Lord, who is it?"

★ **Progression of events: Jesus gives bread to Judas.**

"It is the one to whom I shall give the piece of bread after I have dipped it in the dish," the Lord Jesus answered.

One of them was feeling very uncomfortable. Taking a piece of bread, Jesus dipped it into the dish and gave it to Judas Iscariot.

He spoke to Judas, "What you are going to do, do quickly."

Judas left, going out into the night.

Remove Judas (19).

The Bible says the others did not know where Judas was going - perhaps to buy something or to give money to the poor.

What kind of follower was Judas? He was a "fake". Sometimes people make fake banknotes. They look like the real thing, but are not. Judas Iscariot looked like a follower of Jesus Christ. He was often with the group of twelve disciples. He talked like the others. There are still people, even boys and girls, like that. They talk as if they are Christians, they go around with Christians and they want others to think they are, but deep down they know they are not. Perhaps there is someone



CTU

like that in the club today. How sad it is to be a “pretend” follower and not to be true.

Judas was a fake but even worse than that, he was going to betray his Master.

Remove all figures.

Scene 3

Optional background: Temple scene. Place Judas (3) and leaders (15).

★ **Progression of events: Judas goes to the enemies.**

He went to the rulers of the Jews. The Bible calls them “the chief priests and the elders.” It was not the first time he had visited them. Several days before this he had been there.

He had asked them, “What will you give me if I turn Him over to you?”

“We will give you thirty pieces of silver,” they said.

Judas promised.

How sad that Judas was ready to give away the Lord Jesus to the enemy for the sake of money.

And now he was there again.

“I know where He will be,” Judas said. “This is the time to get Him. Follow me. The One I kiss, He is the One.” (In that country it was not unusual for one man to greet another with a kiss.)

They began to call a group of men together, probably planning like this.

“Make sure He doesn’t get away.”

“We’ll need lanterns and torches.”

“We want soldiers with swords and clubs.”

“We’ll need ropes to tie Him up.”

Remove all figures.

Scene 4

Optional background: Indoor scene. Place Jesus and disciples (18a-b).

★ **Progression of events: The Lord institutes the Lord’s Supper.**

Back in the upstairs room the Passover meal was finished. The Lord Jesus picked up some bread. He held it in His hands and prayed, thanking God for it. Then He broke the bread in pieces and passed it around to the disciples.

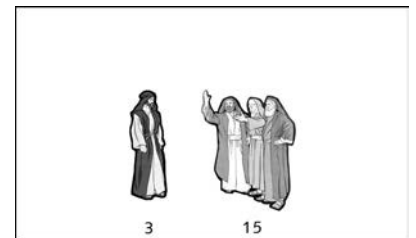
“Take this and eat it. This is my body which is broken for you. Do this in remembrance of Me.”

He was saying that the bread was a picture of what would happen to His body.


Flashcard 2-1

You may want to let several children role-play this conversation.

A piece of silver, probably a shekel, was worth about four days’ wages. Thirty pieces of silver was the price of a slave (Exodus 21:32). Bring some silver coins to class. Children would benefit from handling the coins, and older preschoolers would enjoy counting them.



Flashcard 2-3



Since believers have varying views on the elements used in the

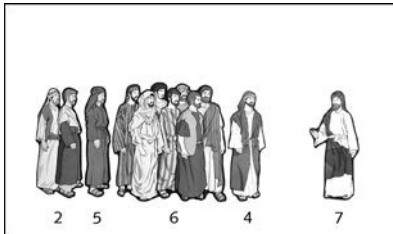
Lord's Supper and their meaning, it would probably be best not to go into detail.

CTS

Show card with application for the saved child: "If you have failed, you can be forgiven and the Lord will help you to be faithful".

Preschool song: Sing "Praise the name of Jesus", emphasising how the children can trust Jesus to help them be faithful.

Flashcard 2-4



Then He took a cup of wine and thanked God for it.

He said, "Drink this. This is My blood which was poured out for many."

He was telling them that the wine was a picture of His precious blood, which would pour out for them and many, many others.

Through His death they would have forgiveness of sins. Followers of Jesus Christ are those who know He died for them and have trusted in Him for the forgiveness of all their sin. Are you one of His followers? If you are, then be loyal to Him.

One thing that really helps is remembering what He has done for you. When it seems too hard to be loyal to Him, remember how much He suffered for you. The bread and wine were reminders for the disciples and for all who follow the Lord Jesus. Since that time those who love Him take bread and wine together. It is called the Lord's Supper or Communion Service. It is a very special time for them.

★ **Progression of events: They go to the Mount of Olives.**

It was a special and sad evening for the Lord Jesus and His disciples. They sang a hymn together and then went out to the Mount of Olives.

Remove all figures.

Scene 5

Optional background: Night scene or plain board with dark flannel. Place disciples (2, 4, 5 and 6) and Jesus (7).

★ **Progression of events: Jesus foretells they will desert Him.**

On the way the Lord said to them, "You will all turn away from Me tonight. But after I am risen from the dead, I will meet you."

They couldn't even think of deserting Him.

Peter spoke up. "Even though everyone else turns away from You, I will not."

The Lord Jesus was very serious as He told Peter, "I am telling you the truth. Before the rooster crows tomorrow, you will say three times that you do not know Me."

"I would not do that, even if I have to die for You," Peter replied.

All the other disciples said the same thing.

CTS

It is easy to say, "I will be a true, faithful follower," but sometimes it is very difficult to do. If you go to a school camp, do you have a Quiet Time? If you are going to be faithful to the Lord, then you should read the Bible and pray, even if others see you doing it. Your friends are going to the ice-skating rink on Sunday morning. Normally you go to church, but they ask you to go. What will you say if you are faithful to the Lord?

Allow children to give suggestions.

Sometimes it is very, very difficult. But the Lord promises if we ask we will “find grace to help in time of need” (Hebrews 4:16). I am sure every boy or girl here who loves the Lord Jesus really wants to be loyal to Him. That is how the disciples felt too.

Remove all figures.

Scene 6

You may wish to use the following at a later part of your programme.

Optional background: Night scene. Place Jesus (7) and disciples (2, 4, 5 and 6).

★ **Progression of events: Jesus prays.**

Together they entered the Garden of Gethsemane. He told most of His disciples to wait, while He went to pray.

Remove disciples (5 and 6).

But He took Peter, James and John with Him farther into the garden.

“I am full of sorrow and sadness,” He told them. “Stay here and watch with Me.”

Remove all figures.

Scene 7

Optional background: Night scene. Place Jesus (20).

He went a little farther on and threw Himself on the ground and prayed. He pleaded with His Father that He might not have to die this awful death. The thought of what lay ahead was so dreadful that He sweat drops of blood. Jesus, the Son of God, was full of fear and agony as He thought of being punished by God for sin. Doesn't that show you how terrible the sin in your life is? Don't you see that you must be saved from it and become a follower of Jesus Christ?

As He prayed He said, “Father, let it be not what I want, but what You want.”

Remove Jesus (20).

★ **Progression of events: The disciples sleep.**

He went back to Peter, James and John. They were asleep.


He wakened them and said, “Could you not stay awake with Me one hour?”

Place Jesus (20).

Again He went to pray. Three times He prayed the same way. Three times He found the disciples sleeping. Had they been faithful? No, they failed. If you are His follower, have you failed Him?

Perhaps one day a neighbour called to tell your Mum that she had seen you along with others making fun of a disabled boy. Your Mum said, “I'll ask him, but I am sure you are mistaken.” You were so ashamed when you had to admit it. Your mother was angry. It was even worse

Flashcard 2-4



Flashcard 2-5




CTU

CTS


Show card with application for the saved child.

Preschool song: Sing
"Praise the name of
Jesus".



You may need to explain
to the children that "Son
of Man" was a title Jesus
often used for Himself.

Flashcard 2-6



CTU

when she said, "And you tell me you are a Christian." You have failed. The Lord does not give up on you. He is faithful, even when you fail. He will forgive you and help you not to fail. We see this in the lives of Peter, James and John.

Replace Jesus (20) with figure 1. Place disciples (2 and 4).

He helped them to be braver and stronger in their faith. But at this moment they were not any help to Him at all.

Place disciples (5 and 6).

"Look!" the Lord Jesus said, "The Son of Man is about to be betrayed."

Place Judas (21), soldiers (22) and leaders (15).

★ **Climax: Judas leads the enemies to Jesus.**

A group of men with lanterns, swords and clubs entered the garden. Judas Iscariot was leading the way. He stepped right up to the Lord Jesus and kissed Him.

Scene 8

"Judas, are you betraying Me with a kiss?" the Lord Jesus asked.

He knew Judas' plan. None of the disciples knew what Judas had done, but the Lord Jesus did. Perhaps when we talked about "fake" followers you know, "That's me." You may fool us in Club, or your Mum and Dad. But you cannot fool the Lord Jesus. He knows those who are real followers and those who are not. Will you not stop pretending? Tell the Lord Jesus exactly how it is with you. Thank Him for going through all that suffering and death for you. Ask Him to forgive your sin and make you a true follower of His. How sad it is to be a "pretend follower". It was even worse to betray the Lord as Judas did.

★ **Climax: Peter cuts off the enemy's ear.**

The group of men Judas led did not need swords or clubs. The Lord Jesus was not trying to escape. He knew that it was God's will that He was captured. But Peter was going to fight. He drew his sword and cut off the ear of one of Jesus' enemies.

"Put your sword away," the Lord Jesus said and He even healed the enemy's ear.

CTS

Peter tried so hard to be loyal, but he did it the wrong way. If you shout at your Dad, "If you don't believe the Bible and trust Jesus, you'll never get to Heaven," you are loyal to the Lord Jesus, but you do it the wrong way. It isn't good to shout and argue and fight when you tell others about the Lord. Peter had to learn this lesson too. He put away his sword.

★ **Conclusion: Jesus is arrested.**

The men with the swords and clubs closed in around the Lord Jesus and arrested Him.

Replace Jesus (1) with figure 24.

The disciples were dismayed and terrified. They feared that they would be arrested too, so they ran away.

Remove disciples (2, 4, 5 and 6).

What about their promise to be loyal? Once more they had failed.

It is so good to know that, when we fail, the Lord Jesus does not give up on us. He forgives and helps us to be true to Him. We have been thinking of three words beginning with "f". What are they?

Failure Peter and the others failed.


Fake Judas as a "fake" follower. He was not true. Have you been pretending to be a Christian? Don't pretend any longer. Ask the Lord Jesus to forgive your sin and to make you His follower. He has promised that whoever comes to Him, He will not turn them away (John 6:37). He will help you to be

Faithful to Him.

Remove all figures.

Review questions

- 1 Why did the Jews remember the Passover? (It was the time God saved them from the angel of death.)
- 2 What did the disciples say when Jesus said one of them would betray Him? (They asked, "Is it I?")
- 3 What kind of follower was Judas? (A fake follower.)
- 4 Who was the only one in the group who knew Judas' plans? (Jesus.)
- 5 For how much did Judas sell his Master? (Thirty pieces of silver.)
- 6 What do the bread and wine in the Lord's Supper remind us of? (The body and blood of Christ.)
- 7 What did Peter and the others say when Jesus said they would desert Him? ("Never.")
- 8 How did Peter, James and John fail their Master in the Garden of Gethsemane? (They slept as He prayed.)
- 9 Why was the Lord Jesus in such agony as He prayed? (Because of the suffering for sin ahead of Him.)
- 10 How did Judas show the enemies who to arrest? (He kissed Jesus.)
- 11 What did Peter do to show his loyalty? (He cut off an enemy's ear.)
- 12 What did Jesus do to that enemy? (He healed his ear.)



CTU

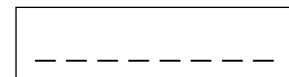
Preschool invitation: Sing "Good News" and present the invitation using John 3:16 and "believe in" terminology. Ask those who would like to believe in Jesus to stay with you at the story rug.

CTS

Review game

Secret word

On a whiteboard or large sheet of paper draw a line for each letter of the word "betrayed".



Divide the class into two teams and ask questions, alternating between the teams.

When a child answers a question correctly, he may guess a letter. If the letter is in the word, write it on the correct line(s) and add 500 points to his team's total. If not, write the letter off to the side.

The first two children who think they know the word can whisper it to you.

If they are correct, they earn an extra 1,000 points.

The game ends when all the questions have been answered or a third child guesses the word.

Preschool review game

Count the coins

Place thirty small coins or foil-covered cardboard circles in a cloth bag.

Count the coins with the children, reminding them that Judas received thirty silver coins for betraying the Lord Jesus.

Give several coins to each child so that all the coins are distributed.

When a child answers a question correctly, have him drop his coins into the bag.

Use preschool questions from lessons 1-2 and continue until all coins have been returned to the bag.

If time allows, count the coins a second time.

Preschool review questions

- 1 Who is the true Lamb of God, Who can take away our sins? (Jesus.)
- 2 What were Peter, James and John doing in the garden, while Jesus prayed? (They were asleep.)
- 3 How did the soldiers find Jesus in the garden? (Judas showed them where He was.)
- 4 Why did the disciples run away when the soldiers took Jesus? (They were afraid.)

Song

Praise the name of Jesus (traditional)

- Praise the name of Jesus. (1)
Praise the name of Jesus. (1)
He's my rock; (2)
He's my fortress; (3)
He's my deliverer; (4)
In Him will I trust. (5)
Praise the name of Jesus. (6)

Actions:

- 1 Raise hands slowly, touching right middle finger to left palm then left middle finger to right palm.
- 2 Pound one fist on the other.
- 3 Hold hands side by side, fingertips up and palms facing you, then move them apart and to your sides
- 4 Cross wrists overhead then pull apart.
- 5 Cross hands over heart.
- 6 Raise hands slowly, touching right middle finger to left palm then left middle finger to right palm.

Lesson 3

The trial

Scripture for teachers

Matthew 26:57 - 27:31

Mark 14:53 - 15:20

Luke 22:54 - 23:25

John 18:13 - 19:16

Central truth

The Lord Jesus Christ never sinned

Application

Unsaved: Because He was sinless, He can save you

Saved: His obedience is counted to you

Memory verse

“For Christ also suffered once for sins, the just for the unjust, that He might bring us to God ...”

1 Peter 3:18

Visual aids

- ◆ Flashcards: 2-6, 3-2, 3-4, 3-5 and 3-6

Or

- ◆ Figures: 15, 22, 24, 25, 27, 28 and 29
- ◆ Backgrounds (optional): Indoor scene

Carry-over activity

- ◆ A tape recorder and microphone

And/or

- ◆ An empty paper towel roll covered with paint or coloured paper
- ◆ Markers
- ◆ Paper towels

Lesson outline

Introduction

Mark is blamed in the wrong

Progression of events

- 1 Trial before Sanhedrin
 - False witnesses CT
 - “Are you the Son of God?” CT
- 2 First time with Pilate
 - “He says He is King” CTU
 - “He is stirring up the people from Galilee”
- 3 Sent to Herod
- 4 Second time with Pilate
 - “Punish and release” CTU
 - Free one prisoner - Barabbas? CTS
 - Jesus flogged, crown of thorns, robe
 - Pilate questions Jesus again
 - Pilate tries again to free Him
 - “Then you are not Caesar’s friend!”

Climax

Pilate washes his hands

Conclusion

Pilate hands Him over to Jews CTU

Preschool
memory verse
Review John 3:16.

Teaching the memory verse

Memory verse

“For Christ also suffered once for sins, the just for the unjust, that He might bring us to God ...” 1 Peter 3:18

Introduction

Have you ever had a problem that just wouldn't go away?

Briefly discuss.

Sin is a problem that won't go away on its own, and there's nothing you can do to get rid of it. Only Jesus could take your sins away. And that's exactly what He did! Let's look at our memory verse.

Presentation

Show your Bible, explaining that it is the Word of God. Read the verse from your Bible and describe how you found it. Have the children read the verse with you from the verse visual.

Explanation

For Christ also suffered once for sins - Jesus Christ, the perfect Son of God, suffered and died on the cross to pay for sin. He made it possible for you to have all your sins forgiven.

the just for the unjust - Jesus is the only just or sinless Person Who ever lived. You are unjust because you are a sinner. Your sins keep you away from God, but Jesus gave His own life for yours.

that He might bring us to God - Jesus chose to suffer and die so you could be forgiven and live with God in Heaven someday.

Application

Unsaved: Christ suffered and died for your sins, then came back to life so you could be forgiven. You need to receive Him as your Saviour so you can live with God in Heaven.

Saved: If you already are God's child, take time to thank Jesus for dying in your place, then ask for help to obey Him. If you do fail God by sinning, confess that sin to Him.

Repetition

“First letter”

Have a child pick the first letter of any word in the verse. The children then say the verse, standing when they say a word beginning with that letter and sitting down for the other words. Have another child choose a different first letter and have the children clap when they come to those words. Continue repeating the verse, using different beginning letters and actions. As a special challenge the children could do activities for several first letters at the same time.

Preschool
repetition

Sing a verse

Sing John 3:16 to the tune of “Silent Night”. Begin by singing the reference twice then continue with the words of the Bible verse.

Lesson

★ Introduction: Mark is blamed in the wrong.

Mark was furious with his sister. She had spilled ink on the carpet, but had managed to shift the blame to him.

“Mark pushed me,” she told their mother.

It just was not true, but Mum believed his sister. Mum expected Mark to be in trouble, for he often was. So she blamed him. Now Mark was forbidden to go to the swimming pool with his friends. He was being punished for something he did not do.

“It’s just not fair,” he exploded.

It is hard when you are treated unfairly, isn’t it? Today we are going to learn about the most unfair thing that ever happened.

It began with the arrest of the Lord Jesus.

Scene 1

Optional background: Indoor scene. Place high priest and leaders (25), Jesus (24) and soldiers (22).

★ Progression of events: Trial before Sanhedrin.

The rough soldiers took Him to the high priest’s palace. He was held prisoner, mocked and beaten. The religious leaders were jealous of the Lord Jesus and hated Him and were determined He should die. But they had to give some reason.

★ Progression of events: False witnesses.

They must prove that He had done wrong. Most of them knew Him and had watched Him very closely. But they couldn’t find anything to accuse Him of. So they brought in some men who would tell lies about Him.

Very early in the morning just as it was becoming light, they started the trial. The Lord Jesus was brought before the religious leaders. He stood alone, without a friend.


The men had been brought to lie about Him. But what they said was a whole muddle, and everyone knew they were lying. Why was it so hard to find Him guilty?

Allow the children to answer.

Because He was not guilty of any wrong. He never, never sinned.

Those who were with Him, watching Him, never saw Him sin. He never thought a wrong thought. He always did exactly what God the Father wanted. The Bible says He was “without sin” (Hebrews 4:15). He is the only person without sin. Little wonder the religious leaders had such a problem with His trial.

At last one witness said, “This fellow claimed, ‘I am able to destroy the temple of God and rebuild it in three days’”.



Flashcard 2-6

Jesus was first taken to the home of Annas, the former high priest, then to his son-in-law, Caiaphas, who was the current high priest.

This trial was illegal from the beginning by being held at night. The violent behaviour of the religious leaders was also illegal and very humiliating.

Flashcard 3-2

CT

The Bible makes it clear that the Lord Jesus meant His body, and not the temple building. He was telling the people that He would be raised from the dead after three days.

★ **Progression of events: “Are you the Son of God?”**

Quickly, the high priest demanded, “What do you say to that?”

The Lord Jesus stood calmly and said nothing. This made the high priest furious.

“I command you in the name of the living God to tell us if you are the Christ, the Son of God.”

The Lord Jesus replied, “No matter what I say, you will not believe. But the day is coming when you will see the Son of Man in power.”

They all joined in, “So you are the Son of God?”

He replied, “You are right, I am.”

CT

They didn’t believe it, but it was true. The Lord Jesus is God’s Son. That is why they could never prove Him guilty of any sin. He was God and man in the same person. We cannot understand this, but it helps us to see how He could live without sin. It would not have been possible for the Son of God to be guilty of sin.

“The Son of God.” That was just what the high priest wanted Jesus to call himself.

“He lies!” he screamed and turned to the others. “You have heard what He said. What do you think?”

“He is guilty,” they answered. “He deserves to die!”

But the Jews could not sentence Him to death. They had to persuade a Roman ruler to do this. His enemies hit the Lord Jesus, and spat on Him. Then they led Him out of the high priest’s palace to the hall of Pilate, the Roman governor.

Remove all figures.

Scene 2

Optional background: Indoor scene. Place high priest (27), leaders (15), Jesus (24), Pilate (28) and soldiers (22).

★ **Progression of events: First time with Pilate.**


Early that morning Pilate saw a crowd of Jewish priests and elders coming towards his palace and judgement hall, bringing with them a prisoner.

He came out and asked, “Why are you bringing this man here? What has He done?”

★ **Progression of events: “He says He is King.”**

They answered, “If He were not a criminal, we would not have brought Him to you. We found this fellow teaching wrong things, telling the people not to pay taxes to Caesar, and saying He was a King.”

Flashcard 3-4



The Jews knew that Pilate would not care if Jesus said He was God's Son. But if He claimed to be a King, that should bother Him.

Pilate walked into the judgement hall and called Jesus to come to him alone.

Remove high priest (27), leaders (15) and soldiers (22).

"Are you the King of the Jews?" he asked.

The Lord Jesus replied, "My Kingdom is not of this world. If it were, My servants would have fought to stop My arrest."

"Are you a King then?" Pilate persisted.

"Yes, I am," replied the Lord Jesus.

Pilate went outside to the chief priest and others who were there.

"You have brought this man to me, but I can find no fault with Him. He does not deserve to die."

There was no fault in the Lord Jesus. How different from the jealous religious leaders. How different from cruel, proud Pilate. How different from you and me. We have all disobeyed God. We are all guilty. The Bible says, "There is none righteous, no, not one" (Romans 3:10). Do you grab toys from your little brother and push him? That is displeasing to God. Do you shout angrily at your Mum? That too makes you guilty before God. We all deserve to be punished forever in that terrible place called Hell. You cannot say, "I don't deserve that." God says you do. The only One Who didn't deserve punishment of any kind was Jesus Christ.

Place high priest (27), leaders (15) and soldiers (22).

★ **Progression of events:** "He is stirring up the people from Galilee."

But the Jews were determined. They were angry when they heard Pilate's verdict.

"He tries to get the people to rebel, in Galilee, in the whole countryside, even here!" they shouted.

"Galilee," thought Pilate. "He is from Galilee. I'll send Him to Herod, the ruler there. He can judge Him."

That seemed a good way out for Pilate. Herod was staying in Jerusalem and he could take the blame for whatever decision was made.

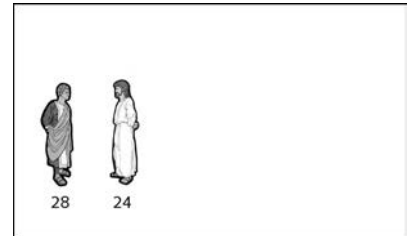
Remove all figures.

★ **Progression of events:** Sent to Herod.

But it did not work out that way. Herod questioned the Lord Jesus, but He did not answer at all. Herod found no reason for the Lord Jesus to be punished, but Herod had the soldiers mock and beat Him.

Then Herod sent Him back to Pilate saying he found no reason why Jesus should die. In the Bible we read that Herod and Pilate became friends that day (Luke 23:12). Both of them made a wrong decision and that brought them closer together.


Flashcard 3-5



CTU


Use examples of sin that are familiar to your children.

Flashcard 3-4



Jesus' silence before His accusers was foretold in Isaiah 53:7.

Flashcard 3-4



Scene 3

Optional background: Plain background. Place Jesus (24), Pilate (28), high priest (27), leaders (15) and soldiers (22).

★ Progression of events: Second time with Pilate.

Pilate didn't know what to do. It was obvious this man did not deserve death. Even Pilate's wife had sent him a message, warning him not to condemn this good man.

"But if I don't, the Jews will report me to Caesar," he thought. "What will I do?"

★ Progression of events: "Punish and release."

He went out and told the Jews, "I find no reason to condemn Him. I'll punish Him and let Him go."


But all together they cried back, "Away with Him! Away with Him!"

★ Progression of events: Free one prisoner - Barabbas?

Suddenly Pilate had another idea. Every year, at that time of the Passover, one prisoner was set free. The Jews were given a choice as to who that prisoner should be. Probably the worst prisoner Pilate could think of was a wicked man, Barabbas, who was sentenced to death. He was a murderer and had caused a lot of trouble among the people.

"Whom do you want me to set free? Jesus or Barabbas?" Pilate asked.

Place crowd (29).



Quickly the leaders moved among the crowd. Probably the crowd was growing larger by the minute, as people gathered to see what the excitement was all about. There was whispering. Heads were nodding.

Then the crowd shouted, "We want Barabbas! Set Barabbas free!"

Pilate could not believe what he heard!

"Then what shall I do with Jesus, the One called the Messiah?" he asked.

Again the crowd shouted, "Crucify Him! Crucify Him! Let Him be killed."

It was so unfair. The perfect, sinless One was to die, and Barabbas, who deserved the death sentence, was to be freed. In a way that is a picture of what happens to anyone who trusts Jesus Christ to save them from sin. He certainly did not deserve death. He did not deserve to have to take the awful punishment for sin, but He took it. You and I deserve that punishment, but if you believe that Jesus Christ took it in your place and you trust Him to save you, then you will not be punished for your sin. If the Lord Jesus had not been perfect, He could not have died in our place.

CTU

Help children see that Jesus suffered and died in their place.

Be sure to personalise your teaching by using the pronoun "you".

★ **Progression of events: Jesus flogged, crown of thorns, robe.**

The Lord Jesus did not try to escape, even when they led Him away to be whipped.

Remove Pilate (28), high priest (27), leaders (15) and crowd (29).

Why? Because He knew this was what had to happen. Soon He would die on the cross for our sin.

Then they brought a crown, made of sharp thorns, and pressed it on His head. Next they brought a purple robe and put it on Him. They shoved a stick into His hand for a sceptre.

Remove all figures.

Mocking Him they knelt in front of Him, saying, "Hail, King of the Jews."

They spat on Him and hit Him. But "He opened not His mouth" (Isaiah 53:7). Even then He did not fight back. He did not sin. He obeyed His Heavenly Father.

Christian boy and girl, do you know that when you trusted the Lord Jesus as your Saviour, that perfect life of His was put to your name. It is as if you gave Him all your sin and He took it away, and in return He gave you His "perfectness." God sees you as if you lived the sinless life that your Saviour lived. When your sin is gone and the obedience of the Lord Jesus is counted to you, then you are right with God. Of course, you are not perfect, but God sees you as perfect through Jesus Christ. How we should thank the Lord Jesus that He did not sin, even when He was mocked!

★ **Progression of events: Pilate questions Jesus again.**

Pilate still had his problem. He did not have the courage to release Jesus. Once more he talked with Jesus. The Lord Jesus told him that he, Pilate, could hand Him over to be crucified, only if this was God's plan.

Scene 4

Optional background: Plain board. Place high priest (27), leaders (15), Pilate (28), Jesus (24) and soldiers (22).

★ **Progression of events: Pilate tries again to free Him.**

Pilate brought the Lord Jesus out to the crowd for the last time.

"I will whip Him and let Him go," he told the people.


★ **Progression of events: "Then you are not Caesar's friend!"**

Immediately they shouted, "If you let this man go, you are not Caesar's friend!"

★ **Climax: Pilate washes his hands.**

That made Pilate afraid. He did not want to be unpopular with Caesar. But he did not want to take the blame for the death of Jesus. He took a basin of water and washed his hands before the crowd, as if he were washing away the guilt.

Flashcard 3-6




If possible bring a thorny branch for the children to carefully handle.

CTS

Show card with application for the saved child: "His obedience is counted to you".

Flashcard 3-6



Bring a basin of water to class and demonstrate how Pilate may have tried

to wash his hands of any guilt.

CTU

Preschool invitation: Sing John 3:16 to the tune of "Silent Night" and present the invitation using John 3:16 and "believe in" terminology. Ask those who would like to believe in Jesus to stay with you at the story rug.

Review game

Guilty or not guilty

On nine index cards write "not guilty"; on three others write "guilty".

Place all the cards in a bag.

Divide the class into two teams and ask questions, alternating between the teams.

When a child answers a question correctly, he draws cards out of the bag one at a time.

Each "not guilty" he draws is worth 500 points for his team. When he draws a "guilty", his turn ends.

Return all the cards to the bag for the next question.

The team earning the most points after all questions have been answered wins.

★ **Conclusion: Pilate hands Him over to Jews.**

Solemnly he said, "I am not to blame for killing this good man. You are to blame."

"We will take the blame!" shouted the people.

You and I must say, "I am to blame too." It was because of **our** sins that Jesus Christ, God's perfect Son, went through all that suffering, and His death. He did it to be our Saviour. Aren't you thankful He was sinless. Otherwise there would be no Saviour. But He suffered and died "the just for the unjust, that He might bring us to God" (1 Peter 3:18). If you have never trusted Him, think of the punishment you deserve for your sin. Think of Jesus Christ taking that punishment and dying for you. Won't you trust Him now? Tell Him you are sorry for all the wrong things in your life. Thank Him for being your substitute. Ask Him to save you.

Remove all figures.

Review questions

- 1 Why did the Jewish leaders say that Jesus must die? (He said He was the Son of God.)
- 2 To whom did they take Him for His second trial? (Pilate.)
- 3 Why did Pilate want to set the Lord Jesus free? (He could find nothing wrong that He had done.)
- 4 Why is it very important to us that Jesus never did anything wrong? (Only a sinless man could be our Saviour.)
- 5 To whom did Pilate send the Lord Jesus? (Herod.)
- 6 What choice did Pilate give the Jews? (He would release either Jesus or Barabbas.)
- 7 Who did the Jews choose? (Barabbas.)
- 8 How did the soldiers mock the Lord Jesus? (Crown of thorns, robe and stick for sceptre.)
- 9 How did Pilate show that he did not want to take the blame for the death of the Lord Jesus? (He washed his hands.)
- 10 Who gave Pilate the power to have Jesus crucified? (God the Father.)
- 11 When you trust the Lord Jesus, what is taken away from you? (All your sin.)
- 12 When you trust the Lord Jesus, what is counted to you? (The sinless life of the Lord Jesus.)

Preschool review questions

- 1 Whose Son is Jesus? (God's Son.)
- 2 Did Jesus ever sin? (No.)

- 3 Who is the wicked man that the people wanted Pilate to set free? (Barabbas.)
- 4 Why was Jesus willing to suffer and die for our sins? (To be our Saviour.)

Carry-over activity

Interview

You could interview several of the older children - "You have seen the trial of the Lord Jesus. Why do you think it was unfair?"

If you use a tape recorder and microphone, it becomes more realistic.

Carry-over activity

Confessing sin

Cover an empty paper towel roll with paint or coloured paper. Use markers to print specific sins on several paper towels (eg fighting, stealing, lying, swearing).

As Christians we can talk to God anytime. He is always ready to hear and answer our prayers.

Call, "Hello, God. I love You!" through the tube to demonstrate the clarity of sound.

When we obey God and say no to sin, it's like talking through this empty tube. God can hear and answer our prayers. But what happens when we allow sin to stay in our lives?

Talk about the sins printed on the paper towels as you stuff them into the tube. When all are in the tube call through it, "Hello, God. I need Your help today!"

Just as the paper towels clog this tube and keep the sound from being clearly heard, sin clogs your life so God can't answer your prayers. God wants you to stay away from sin and you can do that through the power of the Holy Spirit. But when you fail, what should you do?

Allow response then read 1 John 1:9.

You need to confess ("tell on yourself") to God. When you do that, God promises to forgive you.

Remove the paper towels and call through the tube, "Hello, God. Thank You for forgiving me!"

Let's take some time right now to think of anything we need to confess to God.

Allow time for silent prayer.

Preschool review game

Cock-a-doodle-doo

For each question, have the children stand and crow "cock-a-doodle-doo" like a rooster if the answer is "no".

If the answer is "yes", they should do nothing.

If desired ask other "yes" or "no" questions and continue as interest and time allow.

Lesson 4

The crucifixion

Scripture for teachers

Matthew 27:31-66

Mark 15:20-47

Luke 23:26-56

John 19:16-42

Central truth

The Lord Jesus died as a substitute for sinners

Application

Unsaved: Trust Him as your substitute

Saved: Love Him more and thank Him often

Memory verse

Review 1 Peter 3:18

Visual aids

- ◆ Flashcards: 4-1, 4-2, 4-3, 4-4, 4-5 and 4-6

Or

- ◆ Figures: 29, 30, 31, 32, 33, 34, 35, 36, 37 and 38
- ◆ Backgrounds (optional): Hillside scene, garden scene and plain black flannel

And

- ◆ Picture of a curtain

Lesson outline

Introduction

“Steve, I’ve told you many times not to push people on the stairs”

Progression of events

- 1 The Jewish leaders are very happy
- 2 Jesus is led to Calvary carrying His cross
- 3 Simon carries cross
- 4 Soldiers nail Him to cross
- 5 Jesus - “Father, forgive them” CTU
- 6 Thieves crucified too
 - One thief mocks the Lord
 - The other thief repents CTU, CTS
- 7 At noon darkness comes
- 8 Jesus is separated from His Father CT

Climax

- 9 Jesus - “It is finished”
- 10 The Roman centurion - “He is the Son of God”
- 11 In the temple the veil is torn CTU

Conclusion

Joseph buries Jesus CTU

Lesson

Have several of the older children prepare the following sketch which explains what a substitute is.

★ **Introduction:** "Steve, I've told you many times not to push people on the stairs."

Teacher: Steve, I've told you many times not to push people on the stairs. I saw you push Amanda. You must be punished.

Steve: Sorry, Sir, I won't do it again.

Teacher: I've heard that before! Your punishment is to tidy out the games cupboard on Friday afternoon.

Steve: But, Sir, we're practising for a match. I must be there.

Teacher: You should have thought about that before you pushed Amanda.

Steve: Please, Sir, just this once.

Teacher: No, you deserve it. You stay on Friday.

Mark: Sir, if you'll let me, I'll tidy the games cupboard. They need Steve on the team.

Teacher: So you're offering to take Steve's place - a kind of substitute, eh?

Mark: I'll do it, if you let me.

Teacher: *(Thinking.)* Should I allow it?

(Louder.) OK, Mark, if you're willing to take Steve's punishment, Steve can go and practise.

Steve: I've had subs on the team before, but I've never had one to take my blame. Wow! Thanks!

Perhaps you've never had someone be a substitute and take your punishment. It doesn't happen very often. It did happen once - when Jesus was punished.

★ **Progression of events:** The Jewish leaders are very happy.

The Jewish leaders were very happy. At last Jesus would be out of the way. Pilate had given permission for Him to be crucified.

Scene 1

Optional background: Hillside scene. Place crowd (29), Jesus (30) and soldiers (31).

★ **Progression of events:** Jesus is led to Calvary carrying His cross.


The cruel soldiers, the religious leaders and the crowd took the Lord Jesus and led Him away to be killed. He was going to be nailed to a cross, and they even made Him carry it. The cross was heavy and the Lord Jesus was weak after all the beating. After walking part of the way, He stumbled and fell.

★ **Progression of events:** Simon carries cross.

Just then a strong man passed by, probably on his way to Jerusalem.

As time allows, have children briefly review events from the previous lesson.

Flashcard 4-1



“There’s a man who can carry His cross,” someone shouted.

The soldiers forced the man, called Simon, to carry Jesus’ cross the rest of the way. Simon came from Cyrene in North Africa.

Remove all figures.

Scene 2

The crowd moved on towards a hill outside Jerusalem. It was called Calvary. Probably many of Jesus’ friends did not know what was happening, for it wasn’t yet nine o’clock in the morning. But the news spread like wildfire.

“Hurry! hurry! They have taken Him to Calvary to crucify Him.”

Many of His friends must have joined the crowd. How sad they were! They had so hoped He was the Son of God, but now He was going to die. He had done many wonderful miracles, but He didn’t seem able to save Himself from His enemies. He could have called on thousands of angels for help. Instead, He willingly suffered and died. He wasn’t forced to do this. He gave Himself to die for sinners. That is why He walked along that road to Calvary.

★ **Progression of events: Soldiers nail Him to cross.**

At last they arrived. The soldiers dug a hole in the ground for the cross. His friends could only look on helplessly. They were heartbroken. Some of the women cried loudly.

★ **Progression of events: Jesus - “Father, forgive them.”**

The soldiers then took Jesus and stretched Him on the cross. With big spikes they nailed His hands and feet to the wooden beams. They were used to hearing screaming and cursing as they did this to prisoners. How surprised they were to hear this prisoner pray, “Father, forgive them, for they do not know what they are doing” (from Luke 23:34).

Place Jesus (32).


They put a sign which Pilate had written above His head, “Jesus of Nazareth, the King of the Jews” (John 19:19).

Then they lifted the cross and put it in the hole they had dug, filling it up with earth and stones. How the Lord Jesus was suffering - and He did not deserve any of it. We are the ones who deserve to be punished. You and I have displeased God and disobeyed Him many, many times. Do you ever use God’s name as a swear-word? He commands us not to do that (Exodus 20:7). You don’t always tell the truth about where you have been, about what you watch on TV, about your school work. The Bible tells us that God hates lying (Proverbs 6:16-19). You are jealous when your brother gets nice birthday presents, and your birthday is half a year away (Exodus 20:17). All of these things displease God very much. He is so good and right that He must punish all sin. The punishment for all sin is death (Romans 6:23). That means more than dying and being buried. It means being cut off from God forever.

Most likely it was the crossbeam that Jesus carried. At that time the crossbeam was referred to as the “cross”. The vertical part of the cross was generally kept at the crucifixion site and was reused for other crucifixions. The crossbeam weighed about 45 kg (100 pounds). You may want to bring a rough piece of wood for the children to handle.

Calvary, outside the city, was a rocky knoll which resembled a skull. The hill was probably not remote as Roman executions were generally done in well-travelled areas as a visual deterrent to crime.

Flashcard 4-2




CTU

Flashcard 4-3

Use examples of sin which are appropriate to the age of the children in your group.

Flashcard 4-4



Matthew 27:40-44 and Mark 15:32 point out that both criminals mocked Jesus, but only Luke's Gospel tells how one was converted (Luke 23:39-43).

CTU

CTS

Show card with application for the saved child: "Love Him more and thank Him often".

Preschool song: Sing "1, 2, 3, Jesus loves me".

I deserve that punishment and so do you. The Lord Jesus did not. He could not be blamed for any wrong. Yet He willingly hung on that cross for us.

Scene 3

Place thieves (33 and 34).

★ **Progression of events: Thieves crucified too.**

Two other men were crucified at the same time. They deserved punishment, for they were thieves. Of course, they too were in terrible pain.

They heard people in the crowd shouting at the Lord Jesus, "If You are the Christ, come down from the cross and we will believe!"

Both thieves mocked the Lord Jesus as the crowd shouted.

"Ha! He saved others, but He can't save Himself!"

★ **Progression of events: One thief mocks the Lord.**

One of the thieves spoke. "If You are the Christ, save Yourself and us too," he said roughly.

★ **Progression of events: The other thief repents.**

But the other thief spoke up, "How dare you, when you are going to die so soon! The two of us deserve what we are getting, but this man has done nothing wrong." Then he turned to the Lord Jesus. "Lord, remember me when You come into your Kingdom," he pleaded.

Although the Lord Jesus was in such pain, He loved that thief and listened to Him. "Today you will be with Me in Paradise," He told the thief.

But how could a man like that ever live with God and the Lord Jesus? God will never say, "It doesn't matter about the wrong you have done." No, He must punish all sin. This is puzzling. How could that thief go to Paradise that very day? There is only one answer. Jesus, the perfect Son of God, was punished by God for all the sin of that thief. He was taking the thief's place. He was his substitute. He is the substitute for sinners like you and me. If you trust Him today, you can know for certain He has taken all God's punishment for your sin.

Christian boy and girl, He was dying in your place that day. He is your substitute, taking all God's punishment for all your sin. Will you ever be punished? No! Jesus Christ has been punished for you. When you think of that, don't you want to love Him very much? "We love Him because He first loved us" (1 John 4:19). Tell Him you love Him. Thank Him for dying for you. Don't only thank Him today, thank Him often. It is wonderful to be able to say, "He died for me." How, wonderful too, for that thief, to be forgiven just before he died.

Scene 4

Replace soldiers (31) with figure 36.

Time was passing ever so slowly for the One Who was suffering. The soldiers divided His clothes and drew lots for them. ("Drawing lots" is similar to throwing a dice.)

★ **Progression of events: At noon darkness comes.**

But worse was still to happen to Him. God did not allow the crowd to watch as His Son suffered the worst death anyone could. At twelve o'clock, in the middle of the day, He made it dark. It was not just cloudy, it was dark as night.

Place black flannel over the whole board.

★ **Progression of events: Jesus is separated from His Father.**

The darkness lasted for three hours as the Son of God carried our sins in His body on the cross. There, in the darkness, He was all alone. His Father left Him, because He was carrying our sin. The Bible says He became sin for us (2 Corinthians 5:21). God cannot look on sin.

During those three hours the Lord Jesus suffered God's anger and judgement against sin. We can never understand how much He suffered. It was so bad that in the darkness He cried out, "My God, My God, why have You left Me?"

There was no other way to save us. God must punish all sin. If we go on without our sins forgiven and take our own punishment, it means being cut off from God and suffering punishment for ever and ever. But, because Jesus was a perfect man and also God, He could take the punishment of many, many people. God loved sinners like us so much that He planned that His Son would be their substitute. Jesus Christ loved us so much that He willingly became our substitute. It was the "just" dying for the "unjust" (1 Peter 3:18).

★ **Climax: Jesus - "It is finished."**

His suffering was almost over. Knowing that He had taken God's judgement, He cried out, "It is finished!"

All that had to be done for sin was finished. He had done it perfectly. Then He spoke to God, "Father, into Your hands I commit My spirit."

Then the Lord Jesus, the only Son of God, died.


Remove black flannel.

★ **Climax: The Roman centurion - "He is the Son of God."**

The leader of the group of soldiers that crucified Him looked at Him there on the cross. "Surely this Man was the Son of God," he said.

John, Mary the mother of Jesus and some other women watched what happened.

Flashcard 4-4




CT

Preschool song: Sing "G-O-S-P-E-L Means Good News".

The word "finished" Jesus used is "tetelestai" in Greek. Papyri receipts for taxes have been recovered with the word "tetelestai" written across them, meaning "paid in full." Jesus' redemptive work was completed - the price for sin was paid in full. (*The Bible Knowledge New Testament Commentary*, Victor Books, SP Publications, Wheaton, Illinois, 1983.)

Flashcard 4-5



Jesus deliberately dismissed His spirit as He willingly laid down His life. (See John 10:15-18.) The blood and water that flowed from the wound in His side proved He was dead.

CTU

Place women (35).

★ **Climax:** In the temple the veil is torn.

In the temple, in the city, a very strange thing happened.

Remove all figures.

There was a huge veil, or thick curtain in front of the Holy of Holies. Once a year the high priest went in there with the blood of animals as a sacrifice for the sins of the people. That veil was suddenly torn from top to bottom.

If you have a picture of a curtain, you could tear it from top to bottom.

This showed that through Jesus Christ all could come to God. The sacrifices were no longer needed. Jesus Christ was the true substitute forever. But that does not mean that everyone is saved. You must come to see that He died for you and then trust in Him. Perhaps you want to do that, but don't know how. I would be glad to talk with you after the meeting. When the others go, you stay (*designate a place*).

Scene 5

Optional background: Garden scene.

★ **Conclusion:** Joseph buries Jesus.

One of the rulers of the Jews, a man called Joseph, went to Pilate and asked for the body of Jesus. When the soldiers had checked that He was indeed dead, Joseph and Nicodemus took His body. They lovingly wrapped it in linen, with sweet-smelling spices and buried the Saviour in a new tomb - a large hole in the rock.

Place tomb (37) and stone (38) over opening of the tomb.

They had a huge stone rolled across the opening of the tomb.

The leaders of the Jews were sure this was the end of Jesus. But they were not prepared to take any chances.

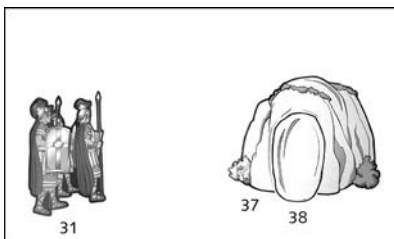
“He said He would rise up after three days,” they said to Pilate. “We want guards to watch the tomb for three days, just to make sure the body isn't stolen.”

Place soldiers (31).

Jesus was dead. Think of what He suffered for our sin. But it isn't enough to say, “It was very terrible.” You must think about your sin. Are you going to go on in your sinful way as if He had never died, and be punished forever? Sin is very bad in God's eyes. Don't you want to turn from it, believing that Jesus died in your place, taking your punishment? Won't you accept Him as your substitute now? You can speak to Him, for He did not stay dead. You don't have to speak aloud, but tell Him, “Dear Lord Jesus, thank You so much for suffering and dying for my sin. Please forgive me. From now on I want to love You and to live for You.”

Remove all figures.

Flashcard 4-6



CTU

Preschool invitation: Sing John 3:16 to the tune to “Silent Night” and present the invitation using “believe in” terminology. Ask those who would like to believe in Jesus to stay with you at the story rug.

Review game

Circle play

Cut four circles each out of six different colours of paper. Write a different

Review questions

- 1 What is a substitute? (One who takes the place of another.)
- 2 What was the name of the hill where Jesus was crucified? (Calvary.)
- 3 What did He do when the soldiers nailed Him to the cross? (He prayed, "Father forgive them.")
- 4 What was written on the sign above the cross? ("Jesus of Nazareth, King of the Jews.")
- 5 Why did He suffer and die, when He could have escaped? (He loved sinners and wanted to take their punishment.)
- 6 How did Jesus reply to the thief who said, "Lord, remember me"? ("Today you will be with Me in Paradise.")
- 7 How was it possible for a thief to go to Paradise? (Jesus Christ took his punishment.)
- 8 What happened at twelve noon? (Darkness.)
- 9 Why was Jesus all alone in the darkness? (His Father left Him because He was carrying our sin. God cannot look on sin.)
- 10 What strange thing happened in the temple? (The veil into the Holy of Holies was torn from top to bottom.)
- 11 Who asked Pilate for the body of Jesus? (Joseph.)
- 12 Complete the Bible verse: "For Christ also suffered once ..." ("... for sins, the just for the unjust, that He might bring us to God" 1 Peter 3:18.)

Preschool review questions

- 1 What did Jesus carry as He went to be crucified? (His cross.)
- 2 What did Jesus carry that belonged to us? (Our sins.)
- 3 Why did Jesus die on the cross? (So we could be forgiven of our sins.)
- 4 How can you be forgiven? (Believe in the Lord Jesus as Saviour.)

Carry-over activity

Praise time

Lead the children in a brief time of praise to Jesus. Sing songs of praise that the children enjoy. Encourage the children to share brief testimonies of thanks to the Lord.

Follow with a time of prayer, encouraging the children to pray sentence "thank you" prayers for what Jesus has done for them.

Be sure that you and any other adult helpers also participate.

point value on one circle of each colour and attach them to the outside of a large envelope. Put all the blank circles inside the envelope.

Divide the class into two teams and ask questions, alternating between the teams.

When a child answers a question correctly, he may draw a circle out of the envelope and earn the number of points it's worth for his team.

Let the child hold the circle until the end of the game.

If later in the game a teammate draws the same colour, the teammate scores double that colour's points for his team.

If a third circle of the same colour is drawn, the teammate earns triple that colour's points.

The team earning the most points after all questions have been answered wins.

Preschool review game

Circle play

Cut out the circles as directed above but do not assign point values.

If desired use the gold, black, red and white colours from the Wordless Book as your colours and review what each colour means as you play. (If you are not familiar with the Wordless Book, ask your local CEF® worker or get in touch with your CEF National Office.)

When a child answers a question, he may draw a circle then point to the matching circle on the envelope.

The child then keeps the circle until the end of the game.

Continue asking questions from lessons 1-4 until all circles have been drawn.

Lesson 5

The resurrection

Scripture for teachers

Matthew 28:1-15

Mark 16:1-14

Luke 23:55 - 24:12

Luke 24:36-48

John 20:1-21

Central truth

Jesus Christ rose from the dead and is alive for evermore

Application

Unsaved: When you trust Him you can be sure your sin has been fully paid for

Saved: You can know Him more and more and look forward to being with Him forever

Memory verse

“I am He who lives, and was dead, and behold, I am alive forevermore ...” Revelation 1:18

Visual aids

♦ Flashcards: 4-6, 5-1, 5-2, 5-3, 5-4, 5-5 and 5-6

Or

♦ Figures: 2, 4, 5, 6, 15, 31, 37, 38, 39, 40, 41, 42, 43, 44, 45 and 51

♦ Backgrounds (optional): Garden scene and indoor scene (if possible with closed doors)

And

♦ Copy the letter (page 44) and place in an envelope

Carry-over activity

♦ Children’s tract or “Wordless Book” for each child

Lesson outline

Introduction

Letter from Martin

Progression of events

- 1 The soldiers guard the tomb
- 2 Earthquake; an angel rolls stone away
- 3 The soldiers run to tell CT
- 4 The soldiers agree to lie
- 5 The women come with spices
- 6 The women see the empty tomb CTU
- 7 Peter and John come to tomb CTS

Climax

Mary Magdalene meets the Lord CTS

Conclusion

The news spreads CTU

Before the club, copy the letter and place in an envelope.

Lesson

★ Introduction: Letter from Martin.

Dear Richard and Jane,

I really miss having you living next door. School has started again. Some days it is OK, especially if we get gym.

One day in class Mr Blot said that Easter was a nice holiday, but he couldn't believe that Jesus rose from the dead. He said the disciples just made up the story. I like Mr Blot and I cannot get this out of my head. If Jesus is not alive there is no point in being a Christian. What do you think?

I went to the railway museum last Saturday. It was brilliant.

No more news. Write soon!

Martin.

Let's see if we can learn some things today which would help Martin.

Scene 1

Optional background: Garden scene. Place soldiers (31), tomb (37) and stone (38) over opening of the tomb.

★ Progression of events: The soldiers guard the tomb.

"This is the easiest job we could have!" the soldiers may have thought. "It's not hard to guard a dead man's grave!"

They just had to make sure that this dead man's followers did not steal His body and then pretend He was alive again. But there was no sign of any of His followers. It was quiet in the garden until very early on Sunday morning.

Scene 2

Optional background: Garden scene.

★ Progression of events: Earthquake; an angel rolls stone away.

Suddenly there was a mighty earthquake and an angel appeared. He was as bright as lightning and his clothes were white as snow. He went and rolled the stone away from the front of the tomb.

Move stone (38) to reveal open tomb. Place angel (39) on the stone (38).

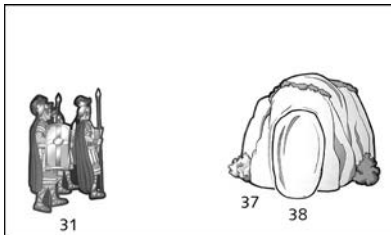
The tough soldiers were terrified. They shook with fear and fell unconscious to the ground.

Remove soldiers (31).

★ Progression of events: The soldiers run to tell.

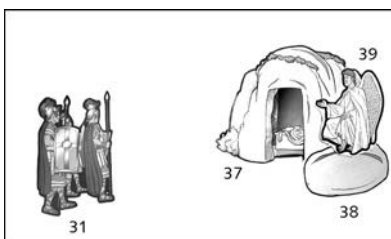
When they recovered enough to run, they escaped. Some hurried to tell the religious leaders that an angel had come and rolled away the stone.

Flashcard 4-6



Flashcard 5-1

You may want to purchase a flat circular piece of styrofoam from a craft store and use it to demonstrate how the large stone was rolled into place and later rolled away.



Why did the angel do that? Was it to allow the Lord Jesus to leave the tomb? No! It was to show that the tomb was empty. The body of the Lord Jesus was no longer there. God had raised Him from the dead. People could now go in and see for themselves.

Jesus was alive. He still had the same body for He had the marks of the nails in His hands and feet. But there was something different about His body. He could leave the tomb before the stone was rolled away. He could go through doors without opening them. He had a wonderful resurrection body which He would take back to Heaven. Yes, just as He had said, on the third day He came back to life. The tomb was empty and now the stone was rolled away.

Remove all figures.

Scene 3

Optional background: Garden scene. (You may wish to use a small, separate flannelboard for this scene.) Place soldiers (31) and leaders (15).

★ **Progression of events: The soldiers agree to lie.**

The soldiers told what had happened.

“Don’t tell that to anyone,” the Jewish leaders warned.

They brought out a large amount of money.

“We’ll give you this,” they said, “if you do not tell what you know. Say that you fell asleep and His disciples came and stole His body away.”

It was a foolish thing for the soldiers to say, but they were not going to turn all that money down. They spread the rumour and some people believed it.

Remove all figures.

★ **Progression of events: The women come with spices.**

When the Lord Jesus was buried, some women were there who were special friends of His. They too wanted to put sweet-smelling spices on His body as Nicodemus had done. But it was too late. They had watched as the big stone was rolled to close the opening. Then they had gone home. Since the next day was the Sabbath (the special day of rest and worship for the Jews) they could not go to the tomb. As soon as the Sabbath was over, on Saturday evening, the women began to prepare things to take to the grave of the Lord Jesus.


Scene 4

Optional background: Garden scene. Place Mary Magdalene (40) and the other women (41).

★ **Progression of events: The women see the empty tomb.**


Early Sunday morning they were on their way. It was still dark when they left their homes. It seems as if Mary Magdalene led the way. There was another Mary, and Salome and Joanna, and perhaps some others. They were very sad.

CT




Normally spices and oils were added before the burial, but the women were prevented from doing so because of the Sabbath.

Flashcard 5-2



Mary Magdalene had become a devoted follower after Jesus delivered her from demons. (See Luke 8:2.)



“How can we get to the body?” someone asked. “Who will roll the stone away from the door?”

That was a big problem, but still they went on their way. They may not have known about the guard of soldiers.

When they came in sight of the tomb they saw it was open! Mary Magdalene hurried to look inside.

Place tomb (37) and stone (38) near the opening of the tomb.

Mary hurried away.

Remove Mary Magdalene (40).

“He’s gone! He’s not there. His body is gone!”

She didn’t wait to discuss it with the other women. Whatever happened? Would Peter and John know about it?

Mary Magdalene found Peter and John.

She called out, “They have taken the Lord out of the grave and we don’t know where they laid Him.”

Peter and John immediately started for the grave and Mary followed.

Had she waited with the other women she would have learned something else. After she had gone they saw an angel. (Angels can come and go in seconds!)

Place angel (39).

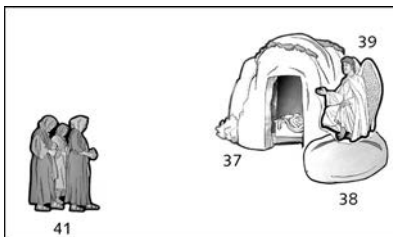
“Don’t be afraid,” the angel said to the women. “I know you are looking for Jesus Who was crucified. He is not here. He is risen. He said that would happen. Come, see the place where He was lying.”

Our Bible says it in words like this.

Teach the verse Revelation 1:18, using visuals. The story itself explains the verse. Practise by repetition, then go on with the lesson.

The women must have moved to the tomb for a closer look. They came and saw.

Flashcard 5-3



CTU

It is very important that we know that the Lord Jesus is alive. Otherwise there would be no proof that His death is all that is needed to pay for our sins.

When we sin it is like having a debt with God. It is like having a bill that must be paid. Let’s suppose this is your bill.

Pin a sheet to board and write down sins as you mention them.

What would be in your bill? Stealing? Disobedience? Wanting your own way? Bad words? Cheating? Fighting? Meanness? If you pay your own bill, the payment must be death, which means separation from God forever.

When the Lord Jesus died, He said, “It is finished!” That means that He had paid in full the debt of sin. The proof that what Jesus did is

Use examples of sin that are appropriate to the age and experiences of the children you teach.

enough is the fact that God raised Him from the dead. When you trust Jesus Christ as your Saviour, that debt you have is paid completely.

Perhaps you know that your sin is still like a big debt with God. Won't you believe that the Lord Jesus paid it for you and receive Him as your Saviour? Thank Him for paying your debt and ask Him to put away that awful debt you have with God. He will do that, the moment you trust Him. If you do not trust Him, then you must pay the debt yourself. It cannot be paid off with money, or by trying to be good. If **you** pay it, then you must suffer God's punishment forever. How sad it would be if it made no difference to you that the Lord Jesus is alive.

The women saw that for themselves.

The angel said, "Go quickly and tell His disciples that He is risen from the dead."

They were excited and full of joy, so they ran to tell the disciples.

Remove all figures.

Scene 5

Optional background: Garden scene. Place Peter and John (43) in the distance.

★ **Progression of events: Peter and John come to tomb.**

In the meantime, Peter and John were running to the tomb. Mary Magdalene was coming more slowly behind them.

Place tomb (37) and stone (38). Move Peter and John (43) closer to the tomb.

John arrived first and stopped at the entrance. Peter pushed by him into the tomb. John followed. There they saw the strangest thing. The linen cloths in which Joseph and Nicodemus had wrapped the body of Jesus were there. They were exactly in the shape of His body, but they were empty. The cloth that had been over His face was separate from the others. In some way the body had moved out of the linen wrappings without moving them. We know for sure that at that moment, John, at least, saw and believed (John 20:8). Yes! their Master was alive. How exciting! How wonderful.

Christian boy and girl, your Saviour and Lord is alive. Nearly 2,000 years later He is still alive. He will live forever. In the Bible the risen Lord Jesus says, "I am He who lives, and was dead, and behold, I am alive forevermore" (Revelation 1:18). Isn't it wonderful that you have a real, living Saviour with you every moment of the day! Because He is alive, you can get to know Him more and more. Talk to Him often. Have a special time each day when you talk with Him. It is good to remember that He is with you in school, on the playground, wherever you are. You can tell Him your secrets and your problems. Aren't you glad He is alive and real?

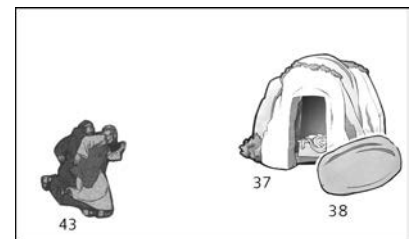
Remove Peter and John (43).

Peter and John were so glad to see the empty tomb.

Place Mary Magdalene (44).

Preschool song: Sing
"1, 2, 3, Jesus loves me".

Flashcard 5-4

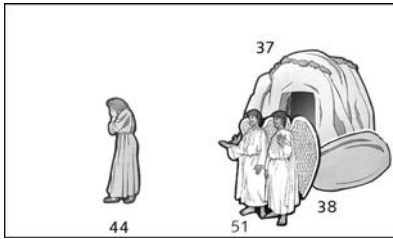


You may want to bring some white linen cloth to class to show and let the children touch as you tell this part of the story.

CTS

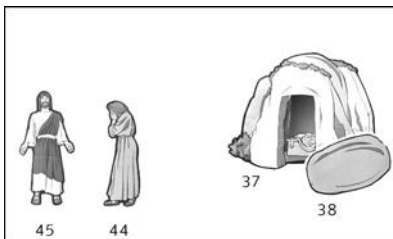
Preschool song: Sing
"Good News", verse 1.

Show card with application for the saved child: "You can know Him more and more and look forward to being with Him forever".



Some commentators say Mary's eyes were "blinded" just as the disciples' eyes were blinded on the road to Emmaus. Others think she may not have recognised Him simply because of her extreme grief.

Flashcard 5-5



Preschool song: Sing "G-O-S-P-E-L Means Good News".

CTS

Mary Magdalene moved up to the opening and looked inside.

Place angels (51).

She saw two angels who asked her, "Woman, why are you crying?"

"They have taken my Lord away, and I don't know where they have put Him," she told them sadly.

★ **Climax: Mary Magdalene meets the Lord.**

She turned around and, through her tears, she saw someone.

Remove angels (51).

Scene 6

Optional background: Garden scene.

"Woman, why are you crying? Who are you looking for?" He asked her.

Mary thought it was the gardener.

"Sir, if you have carried Him away, tell me where He is and I will take Him away," she said.

Place Jesus (45).

The man standing there said, "Mary!"

Immediately Mary knew it was Jesus.

"My Master!" she cried.

The Bible says Mary Magdalene was the first person to see the Lord Jesus after He had risen from the dead (Mark 16:9).

"Go to My brothers, My followers, and tell them I am going to My Father," the Lord told her.

Mary saw Him. She knew for sure He really was alive. Indeed more than five hundred people saw Him (1 Corinthians 15:6). Some of them wrote about it in the Bible. So we can be sure that the Son of God did not stay dead. He is alive now. He told Mary that He would go back to Heaven. That is where He is today.

Christian boy and girl, isn't it exciting that you even know Him more and more each day. You can look forward to being in Heaven with Him forever. The Bible says we will always be with the Lord (1 Thessalonians 4:17). Because the Lord Jesus rose from the dead every true Christian will be given a wonderful body, like Jesus' resurrection body, on the day when He comes back again. That is something to look forward to. In the meantime, make sure you get to know Him better. Read the Bible and speak to the Lord Jesus every day. Tell Him you want to know Him more and more as a real Person, a living Saviour and Lord in your life. Mary had no doubt that He was real and living.

Remove all figures.

Scene 7

Optional background: Indoor scene (if possible with closed doors). Place disciples (2, 4, 5 and 6) and Mary Magdalene (44).

★ **Conclusion: The news spreads.**

Mary Magdalene went and told the disciples she had seen the risen Lord Jesus and what He said to her. The other women who had heard the message of the angel had also made the good news known. The disciples did not know if they should believe the women. But Mary Magdalene knew.

Remove Mary Magdalene (44) and Thomas (5).

And the other women knew, for later the Lord Jesus met them along the way. Even though they had heard the message of the angel, they were afraid when they saw the Lord Jesus.

“Don’t be afraid,” He said.

What a day it had been for these women, sadness had turned to joy, fear to faith. But the disciples were still confused, they still had not seen the Lord.

Scene 8

That evening the disciples were in a room behind locked doors. The Bible says they were afraid of the Jews (John 20:19).

Suddenly they gasped in amazement. Jesus was there!

Place Jesus (45).

Closed doors could not keep Him out!

“Peace be unto you,” He said.

At first they were terribly frightened. They thought they were seeing a spirit.

“Why are you afraid?” He asked them. “Look at My hands and My feet.”

He showed them the marks of the nails.

“Touch Me and see,” He urged them. “A spirit doesn’t have a body.”


Now the disciples knew it was true. Now they were glad, happier than they had even been before.

“Do you have anything to eat?” He asked.


They gave Him a piece of broiled fish and watched as He ate it. Yes, He was real, He was alive. He talked with them for a time.

“While I was still with you,” He said, “I told you everything written about Me in the Old Testament must come true.”

He helped them understand that God had said in His Word that He must suffer and rise from the dead the third day.



Flashcard 5-6



CTU

Preschool invitation: Sing "G-O-S-P-E-L Means Good News" and present the invitation using John 3:16 and "believe in" terminology. Ask those who would like to believe in Jesus to stay with you at the story rug.

Review game

Cross and tomb concentration

Prepare two sets of the cross and tomb cards used in "Gospel Cards" Gospel presentation in lesson 1 (page 61).

Place all twelve cards facedown on a flat surface.

Divide the class into two teams and ask questions, alternating between the teams.

When a child answers a question correctly, he may choose two cards.

If the messages on the back match, he keeps the cards for his team.

If not, he puts them back where he found them.

The team with the most cards at the end wins.

"Now I want you to tell others," He said.

Yes, they must tell the good news. What exciting news they had! It is still exciting news. The Saviour lives. You have heard the news, but does it make any difference to you? Have you accepted Him as your Saviour, the One Who paid all your sin? You need Him, or else you will have to pay for your sin yourself. Receive Him today. Tell Him you do not want to be punished forever for your sin, thank Him for paying your sin debt and ask Him to be your Saviour. Then you will know this living Saviour as **your** Saviour.

Remove all figures.

Review questions

- 1 What lie did the soldiers tell about what took place at the tomb? (They said they fell asleep and the disciples came and stole Jesus' body out of the tomb.)
- 2 Why did they tell that lie? (Because the rulers of the Jews promised them a lot of money if they would say that.)
- 3 What was different about Jesus' resurrection body? (He could go through walls and doors.)
- 4 What did the women plan to do at Jesus' grave? (Put spices on His body.)
- 5 What did they find there? (The stone rolled away. Some saw an angel.)
- 6 What is the resurrection of Jesus proof of? (The debt of sin has been fully paid.)
- 7 Who was the first person to see the Lord Jesus after He had risen from the dead? (Mary Magdalene.)
- 8 What did Peter and John see when they went to the tomb? (The grave clothes lying in place with the body gone.)
- 9 Where did the Lord Jesus meet with the disciples? (He came into a room where the disciples were staying behind locked doors.)
- 10 What did He do to prove that He was real? (Showed them the wounds in His hands and feet; told them to touch Him; ate some fish.)
- 11 What will every true Christian receive on the day Christ comes back? (A resurrection body.)
- 12 For how long will the Lord Jesus stay alive? (Forever.)

Preschool review questions

- 1 Where did they put Jesus' body after He died? (In a tomb.)
- 2 When the women came to the tomb, where was the stone? (Rolled away from the entrance to the tomb.)

- 3 What did the angel say about Jesus? (“He is not here: for He is risen.”)
- 4 Where does Jesus live today? (In Heaven and in those who have believed in Him as Saviour.)

Carry-over activity

Answer the letter

Have the children help you reply to the letter with which you began the lesson. As you discuss it with the children, you could write their answers on a whiteboard or large sheet of paper.

Alternatively you could give each child paper and a pencil for him to write his own letter, which you could discuss together afterwards.

Carry-over activity

Tell the Good News

Provide an evangelistic tool such as a children’s tract or “Wordless Book” and explain to the children how they can use this tool to share the good news with others.

Give a brief demonstration, then as time allows, let the children practise using the tool with a partner.

Preschool review game

Cross and tomb concentration

Play as directed above using preschool questions from lessons 1-5.

As time allows, let children talk about what each Gospel symbol means.

Children’s tracts and “Wordless Books” are available from your CEF National Office. If you need an address, contact the European Headquarters (address at the front of this book).

Lesson 6

The ascension

Scripture for teachers

Matthew 26:32

Matthew 28:7,10,16-20

John 20:24-29

John 21:1-17

Acts 1:3-11

1 Corinthians 15:3-7

Central truth

Jesus Christ is Lord

Application

Unsaved: When you trust Him as Saviour He will be Lord of your life

Saved: Obey Him, especially His command to tell others

Memory verse

“Therefore God also has highly exalted Him and given Him the name which is above every name”
Philippians 2:9

Visual aids

- ◆ Flashcards: 6-1, 6-2, 6-4, 6-5 and 6-6

Or

- ◆ Figures: 2, 4, 5, 6, 45, 46, 47, 48, 49, 50 and 51
- ◆ Cut out the shape of a cloud and back with flocking material
- ◆ Backgrounds (optional): Indoor scene, outdoor scene and mountaintop scene

And

- ◆ Several copies of Gospel tracts written for children

Lesson outline

Introduction

“Come home immediately after school”

Progression of events

- 1 Thomas misses seeing the Lord
- 2 The disciples tell him
- 3 Thomas' unbelief
- 4 The Lord Jesus comes
- 5 Thomas sees and believes CTU
- 6 The Lord Jesus appears in Galilee
- 7 “All power is given unto Me” CTS
- 8 The Lord speaks to the disciples on the Mount of Olives CTS

Climax

The Lord goes up to Heaven CTU

Conclusion

Angels - “He will come again” CTS, CTU

Prepare a simple gold-framed, white-faced clock visual with black numbers. Attach red hands at 11:55 hr.

Alternatively, use a small "Open/come in" sign purchased from an office supply store instead. Expand on the teachings given here, using the words on the actual sign - "open" your life to Jesus and He will "come in"; one day Jesus will "come again".

Gospel presentation

Gospel clock

What does a clock make you think of?

Allow the children to answer - eg what time it is, how much longer you have to wait to do something, etc.

When I look at this clock it reminds me that Jesus will return to Earth someday - maybe soon. Are you ready for His return?

Point to the numbers.

These dark numbers remind me of the darkness of sin. Sin is anything you think, say or do that breaks God's laws. Every person in the world has sinned. The Bible says, "all have sinned" (Romans 3:23). Because you have sinned, you deserve God's punishment for sin, which is separation from Him forever in a terrible place. God can't be near your sin because He is holy (perfect).

But God loves you and made a way for your sin to be forgiven! He sent His perfect Son, the Lord Jesus, to die on a cross. The Bible says, "Christ died for our sins" (1 Corinthians 15:3).

Point to the hands.

The red hands of this clock remind me that Jesus had nails pounded into His hands and feet. He suffered, bled and died on the cross to pay for your sins and mine. But Jesus didn't stay dead! The Bible goes on to say, "that He was buried, and that He rose again the third day" (1 Corinthians 15:4). Jesus came back to life!

After 40 more days Jesus went back to Heaven. He's there today, preparing a beautiful place for us to live where there will be a street of pure gold.

Point to the frame.

He promises to return someday to take those who have believed on Him to Heaven to live with Him forever! Have you believed on Jesus as your Saviour?

Point to the clock face.

The Bible says, "He who believes in the Son has everlasting life" (John 3:36). When you believe on Jesus, He forgives your sin and saves you from sin's punishment. He makes you ready for His return and for Heaven. Are you ready? Don't leave here today without knowing for sure.

Lesson

★ **Introduction:** “Come home immediately after school.”

Have you ever missed something important because you were not where you should have been?

Amy’s mother said, “Come home immediately after school.”

But Amy didn’t pay attention. She took her time, played with Emma, stopped to look at Ginger’s puppies and arrived home nearly an hour late.

“Amy, I told you to come right home. I didn’t tell you why, because I wanted to surprise you,” Mother said. “Alexandra and her parents were here, but they had to leave before you came.”

Alexandra had lived next door and was Amy’s best friend. Alexandra’s family had moved away last year and Amy hadn’t seen her since. Amy was disappointed and ashamed. She wished she had been there.

Scene 1

Optional background: Indoor scene. Place disciples (2, 4 and 6) and Thomas (46).

★ **Progression of events:** **Thomas misses seeing the Lord.**

Thomas was one of the disciples of the Lord Jesus, but he wasn’t with the others when the Lord Jesus came to them after He had risen from the dead.

★ **Progression of events:** **The disciples tell him.**

“Thomas, we saw Him alive.”

“Thomas, you missed Him. What a pity!”

“He looked the same, but in a way different. He came into the room without opening the door.”

“He showed us the marks of the nails.”

They were so excited and had so much to tell. But Thomas could not be excited or happy. He just didn’t think it could happen.

★ **Progression of events:** **Thomas’ unbelief.**

“Unless I can put my finger into the nail wounds in His hands and in His side, I will not believe,” Thomas said.

The Lord cared very much for His doubting disciple!

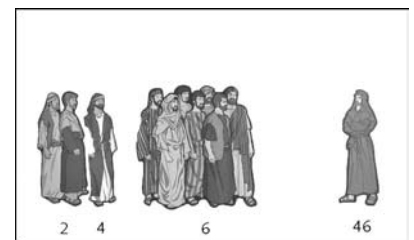
Scene 2

★ **Progression of events:** **The Lord Jesus comes.**


One week later the disciples were together again, and Thomas was there. The doors to the room were shut. Suddenly, without a door being opened, Jesus was there. I think He came especially for Thomas.

“Peace be with you,” He said.

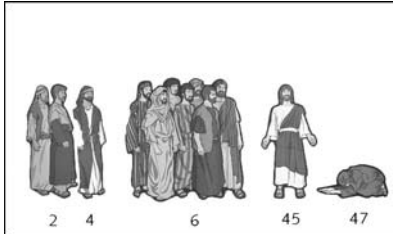
Place Jesus (45) to left of Thomas (46).



Flashcard 6-1



Flashcard 6-2




CTU

Since this lesson is focused on Christian growth, the message of salvation is condensed. You will want to reinforce the presentation of the Gospel at another point in the class hour.

Be sure the examples of sin you share are relevant to the group you teach.

Flashcard 6-4



CTS

★ **Progression of events: Thomas sees and believes.**

The Lord Jesus showed Thomas the wound the spear had left in His side, and the prints of the nails in His hands.

“Put your finger here,” He said. “See My hands. Put your hand in My side. Don’t doubt any longer. Just believe.”

Right at that very moment Thomas did believe.

Replace Thomas (46) with figure 47.

“My Lord and my God!” he cried.

Now he knew for sure that his Master was risen from the dead. He even had power over death. Yes, Jesus the Son of God had shown He was more powerful than the soldiers, Satan and even death. He is Lord over all - over the strongest people and the greatest powers. When you trust Him as your Saviour, He becomes Lord of your life. That means He takes charge of you. Perhaps you have been thinking about trusting Him to take away your sin. You know you must trust Him. Are you willing to hand over your life to His control? It will mean obeying Him and living to please Him. When the others in the class at school cheat in a test, you do what would please your Lord. Are you willing to have the risen Lord Jesus as your Lord? Thomas called Him, “**My Lord and my God.**” He knew for sure Jesus was God - God the Son.

Remove all figures.

Scene 3

Optional background: Outdoor scene. Replace disciples (2, 4, 5 and 6).

★ **Progression of events: The Lord Jesus appears in Galilee.**

One day five hundred of those who believed were gathered in one place, along with the eleven disciples. Suddenly the Lord Jesus was there and everyone could see Him.

Place Jesus (45).

★ **Progression of events: “All power is given unto Me.”**

Another time Jesus met His eleven disciples on a mountain in Galilee. He had asked them to come there. They were looking forward to meeting Him in the place where they had spent so much time together before His death. Now their Lord had something important to say.

“All power in Heaven and Earth has been given unto Me!”

What a thing to say! He said He had power over every person and thing in Heaven and Earth. Perhaps you have heard of witches having power. The Lord Jesus is greater. Think of some of the greatest kings and rulers. The Lord Jesus is far above them all. Christian boy and girl, this is your Lord!

But He had not finished speaking. “Go and make disciples of all nations,” He commanded them.

What! Could they tell the Gospel to the whole world? Yes, for He said, "I am with you always, from now until the world ends!" He, the great, all-powerful Lord, would be with them. How wonderful!

You know, if you are a Christian, the Lord Jesus commands you too to tell others about Him. That can be difficult. But He, your Lord, is there to help you obey that command.

The disciples were so glad to hear that He would be with them always, even though they could not see Him. Somehow, after three years of being with Him, it was hard to get used to not seeing Him all the time. Sometimes He was there, then He disappeared, and that went on for forty days.

But seeing is not the most important thing. The Lord Jesus had told Thomas, "It is because you have seen me that you have believed. Blessed [or happy] are those who have not seen Me, but yet they believe."

The Lord Jesus was talking about everyone here in the Club who knows Jesus Christ as Saviour and Lord. If you have trusted Him, the Lord says you are "happy". Why can we be happy?

Allow children to give reasons.

We are happy too because Jesus Christ is our Lord, He is in charge. It is not always easy to live to please Him, but it is the very best way to live.

Perhaps you really do want to trust Him, but you don't understand how to. Please talk with me when the others leave. (*Designate a place.*) I will be glad to show you from the Bible how this living Lord Jesus can be your Saviour and Lord.

Remove all figures.

I'm sure the disciples must have told the good news about their risen Lord. The women had told them the angels' message, that He would meet them in Galilee. We are not sure how they knew where to meet Him - but they did know.

It could take four or five days to go from Jerusalem to Galilee.

They were well-known around there. The people of Galilee must have found it strange that their Master was not with them. They must have asked lots of questions. The disciples would have shared the news of His death and resurrection. They looked forward to seeing Him in this place, where they had spent so much time together before His death.

Scene 4


Optional background: Mountain-top scene. Place disciples (49 and 50) and Jesus (45).

★ **Progression of events: The Lord speaks to the disciples on the Mount of Olives.**

The disciples were now back in Jerusalem and Jesus was with them. They were at the Mount of Olives which was by the city.

CTS

Show from a map the relation of Galilee to Jerusalem.



If time allows, you may want to incorporate some teaching on the Trinity.

Show card with application for the saved child: "Obey Him, especially His command to tell others".

Children's tracts and "Wordless Books" are available from your CEF National Office. If you need an address, contact the European Headquarters (address at the front of this book).

Preschool song: Sing "Good News", verse 2.

Flashcard 6-5



Have preschoolers pretend to look up into the clouds.

CTS

"Stay here in Jerusalem," He said to them, "until the One comes Whom the Father has promised to send. I have told you about Him before" (from Luke 24:49).

They remembered that before He died the Lord Jesus said, "I am going away, but the Father will not leave you alone. He will send the Holy Spirit Who will live in you" (from John 14:16,26). Now the Lord Jesus reminded them of that promise.

"In just a few days He will come," He said.

The disciples still had questions. Was Jesus not the King of the Jews? Had He not said so Himself? When was He going to be King? So, they asked Him.

"Lord, are You now going to set up Your kingdom in Israel?"

"It is not for you to know when that will happen," He answered. "That is known only to the Father."

The Lord Jesus went on to talk about the Holy Spirit. "When He comes you shall receive power to be witnesses, to teach and preach about Me."

That was how He would always be with them - by the Holy Spirit. You cannot see Him, but He is with you and in you, if you love the Lord Jesus. It is through the Holy Spirit that the Lord helps you obey His command to tell others. I have little booklets here which explain the Gospel. If you love the Lord Jesus, would you like to give this to someone so they can read the Gospel? If you want to take one, just quickly think about these questions.

Who will you give it to? Have you a name you are thinking of?

When will you give it? Tuesday at break-time? Or Saturday at the pool? Or when?

What will you say? "It has made such a difference to me being a Christian, I'd like you to read this."

Think about these questions. Pray about giving the booklet about your Lord, Who is **all**-powerful, and Who is with you. He will help you to do it, just as He was going to help the disciples.

Scene 5

Replace Jesus (45) with figure 48.

★ **Climax: The Lord goes up to Heaven.**

While the Lord was telling the disciples these things they were looking at Him, listening carefully. As He stopped speaking, His feet left the ground and He began to go up into the air! The disciples stared.

Place cloud, moving to cover picture of Jesus (48).

Then they saw a cloud come from the sky. As the cloud came down and the Lord Jesus went up, He disappeared into the cloud and was gone. The disciples still stared, but they were looking into space!

Remove Jesus (48) and cloud.

The Lord Jesus had gone back to Heaven. The Bible says He “sat down at the right hand of the Majesty on high” (Hebrews 1:3). Of course, God does not have a right hand or left hand, for He is Spirit. It means that He went to be with His Father, and to be on the throne in Heaven. He is Lord over the Earth and all the people in it. He is Lord over the stars. He is Lord over angels.

Christian boy and girl, never forget Who your Saviour is. Obey Him as your Lord. When you do, you will see for yourself that He has all power and so can help you obey His commands. The one we think especially of today is His command to tell others about Him. The disciples too would obey that command. But right now they were looking up into the sky.

Scene 6

Place men in white (51).

★ **Conclusion:** Angels - “He will come again.”

Immediately two men dressed in white appeared. (They must have been angels.) They spoke to the disciples.

“Men of Galilee,” they said, “why do you stand here staring into the sky? This same Jesus Who was taken away from you into Heaven will come again in the same way you saw Him go into Heaven.”


Coming back? Yes, He is. Many people do not believe that He is Lord. But on that great day when He comes back to the world, everyone who has ever lived will see that Jesus Christ is Lord. It will be a wonderful day for you, if He is already your Saviour and King.

It will be a sad and frightening day for you, if He is not your Saviour and Lord. It will be too late then to trust Him. Won't you come to Him today, trusting Him as the only One Who can take away your sin and accepting Him as Lord of your life? Tell Him now, “Lord Jesus, You are Lord and Saviour. Please take away my sin and rule my life from today on.”

Remove all figures.

Review questions


- 1 Which disciple was not there when the risen Lord Jesus met the others? (Thomas.)
- 2 When the Lord Jesus met Thomas what did He tell Him to do? (Touch His wounds.)
- 3 What did Thomas say? (“My Lord and my God.”)
- 4 Fill in the missing word - “_____ power in Heaven and Earth is given unto me,” Jesus said. (All.)
- 5 Fill in the missing word - “When you trust Jesus Christ as your Saviour, He also becomes your _____.” (Lord.)



CTS

Show card with application for the saved child.

Flashcard 6-6



CTS

Preschool song: Sing “Praise the name of Jesus”.

CTU

Preschool invitation: Sing “G-O-S-P-E-L Means Good News” and present the invitation using John 3:16 and “believe in” terminology. Ask those who would like to believe in Jesus to stay with you at the story rug.

Review game

Cloud game

Label three paper plates with point values, placing them so the one worth the least points is closest.

Each team is given a supply of cotton wool balls.

Ask questions, alternating between the teams.

When a child answers correctly, he may throw five of his team's cotton balls ("clouds"), trying to earn points for his team. (Each child should have only one turn to throw "clouds".)

Remove the cotton balls after each turn, but keep track of the points earned.

At the end of the game, each team gets a chance to throw any extra cotton balls they still have. The team with the most points after all questions have been answered wins.

Preschool review game

Cloud game

Set a large bowl on the floor a short distance away from the children.

When a child answers a question correctly, he may try to throw a marshmallow ("cloud") into the bowl.

Use questions from lessons 1-6 and continue as interest and time allow.

At the end of the game, you may want to serve marshmallows for snack.


- 6 What special task did Jesus give His disciples? (To tell the Gospel to the world.)
- 7 How could they possibly do that? (He would always be with them.)
- 8 From where did the Lord Jesus leave to go back to Heaven? (Mount of Olives.)
- 9 How did He leave the disciples? (He went up, up, up and disappeared.)
- 10 What did the angels tell the disciples? (He will come back in the same way as they saw Him go into Heaven.)
- 11 Why will the day He comes back be a wonderful day for those who love Him? (Everyone will see that He is Lord.)
- 12 Why will it be a sad day for those who do not love Him? (It will be too late to trust Him.)







Preschool review questions

- 1 What did Thomas want to see so he could believe Jesus was alive? (The wounds in Jesus' hands and side.)
- 2 Where did Jesus go after He spoke to His disciples on the mountain? (Up to Heaven.)
- 3 What did the angels say Jesus would do someday? (Come back.)
- 4 Who can help you please Jesus? (The Holy Spirit.)

Gospel cards


Gospel presentation - lesson 1



	God loves you! (John 3:16)		You have sinned. (Romans 3:23)
	Jesus died to pay for your sins. (1 Corinthians 15:3)		Jesus is alive! (1 Corinthians 15:4)
	Receive Jesus as your Saviour. (Acts 16:31)		Tell others about Jesus. (Mark 16:15)

Palm leaves

Review game - lesson 1



Copy, cut out and keep in your Bible



Summary of steps for counselling the child who wants to come to Christ

Make sure the child understands about

God

Who is God?
God made us. He speaks to us through the Bible.
God is holy and pure. He loves us.

Sin

What is sin?
Sin is disobeying God's commands. It is against God.
Speak about specific sins.
The child is a sinner by nature and act. (We sin because we are sinners.)
Sin deserves punishment.

The Saviour

Who alone can take away your sin?
God the Son died on the cross for sinners.
The Lord Jesus rose again from the dead.
He is Lord of all.

Explain how to be saved

Explain what the Lord wants us to do, and what He will do.
Use a Bible verse (*John 1:12; 3:16; 6:37; Acts 16:31; Romans 6:23 or 10:13*).
What does the Lord want you to do?
What will the Lord do?
Warn about difficulties.
Ask: "Do you want to trust Christ, or would you rather wait?"
Encourage the child to pray audibly (if ready).

Speak about assurance of salvation

Go back to the Bible verse you used.
Speak about a changed life.
Tell him what the person who is truly trusting in Christ can know.

Give (later) some advice about the Christian life

Read and obey your Bible.
Talk to God, our Heavenly Father.
Tell others what the Lord has done for you.
Ask God to forgive you when you sin.
Meet with other Christians.
Remember the Lord promises: "*I will never leave you*" (*Heb 13:5*).